

DHUNSERI TEA & INDUSTRIES LTD

(1)


Scrip Code : 538902 Name of the Scrip : - [BSE] Class of Security : Equity
 Quarter ended: 30/06/2015

Partly paid-up shares:-	No of partly paid-up shares	As a % of Total No of partly paid-up shares	As a % of Total No of shares of the company
Held by promoter/promoter group	Nil	Nil	Nil
Held by public	Nil	Nil	Nil
Total	Nil	Nil	Nil

Outstanding convertible securities:-	No of Outstanding securities	As a % of Total No of outstanding convertible securities	As a % of Total No of shares of the company, assuming full conversion of the convertible securities
Held by promoter/promoter group	Nil	Nil	Nil
Held by public	Nil	Nil	Nil
Total	Nil	Nil	Nil


Warrants:-	No of warrants	As a % of Total No of warrants	As a % of Total No of shares of the company, assuming full conversion of warrants
Held by promoter/promoter group	Nil	Nil	Nil
Held by public	Nil	Nil	Nil
Total	Nil	Nil	Nil

Total paid-up capital of the company, assuming full conversion of warrants and convertible securities 7004951 Shares of Rs.10/- each



Scrip Code : 538902 Name of the Scrip : - [BSE] Class of Security : Equity Face Value : Rs. 10/-
 (I)(a) Statement showing Shareholding Pattern Quarter ended: 30/06/2015


Category Code (I)	Category of Shareholder (II)	No of Share-holders (III)	Total No of Shares (IV)	No of Shares held in Demat Form (V)	Total shareholding as a % of Tot Shrs		Shares pledged or otherwise encumbered	
					As a % of (A + B) (VI)	As a % of (A+B+C) (VII)	Shares (VIII)	As a % (IX)=(VIII)/(IV)*100
A. Promoter and Promoter Group								
1. Indian								
	a. Individuals/Hindu Undivided Family	11	181476	181476	2.5907	2.5907	N i l	N i l
	b. Central/State Government(s)							
	c. Bodies Corporate	10	3781847	3781847	53.9882	53.9882	N i l	N i l
	d. Financial Institutions/Banks							
	e. Any Other							
	Sub Total (A1)	21	3963323	3963323	56.5789	56.5789	N i l	N i l
2. Foreign								
	a. Individuals (NRI/Foreign Individuals)							
	b. Bodies Corporate	1	170000	170000	2.4269	2.4269	N i l	N i l
	c. Institutions							
	d. Qualified Foreign Investor							
	e. Any other							
	Sub Total (A2)	1	170000	170000	2.4269	2.4269	N i l	N i l
	Total Shareholding of Promoter and Promoter Group A=(A)(1)+(A)(2)	22	4133323	4133323	59.0057	59.0057	N i l	N i l
B. Public Shareholding								
1. Institutions								
	a. Mutual Funds/UTI	1	240	240	.0034	.0034		
	b. Financial Institutions/Banks	14	183844	183431	2.6245	2.6245		
	c. Central/State Government(s)	2	235	200	.0034	.0034		
	d. Venture Capital Funds							
	e. Insurance Companies	4	436221	436221	6.2273	6.2273		
	f. Foreign Institutional Investors							
	g. Foreign Venture Capital Investors							
	h. Qualified Foreign Investor							
	i. Any Other (Overseas Corporate Body)	1	461728	461728	6.5915	6.5915		
	Sub Total (B1)	22	1082268	1081820	15.45	15.45		
2. Non-Institutions								
	a. Bodies Corporate	482	193578	191280	2.7634	2.7634		
	b. Individuals holding							
	i. Nominal Share Capital up to Rs.1 Lakh	22238	912620	830090	13.0282	13.0282		
	ii. Nominal Share Capital in excess of Rs.1 Lakh	3	71157	71157	1.0158	1.0158		
	c. Qualified Foreign Investor							
	d. Any Other							
	Trusts	2	100	100	.0014	.0014		
	Foreign National	6	266		.0038	.0038		
	Custodian of Enemy Property	4	221		.0032	.0032		
	Clearing Member	33	593681	593681	8.4752	8.4752		
	Non-Resident Individual	164	17737	16119	.2532	.2532		
	Sub Total (B2)	22932	1789360	1702427	25.5442	25.5442		
	Total Public Shareholding B=(B)(1)+(B)(2)	22954	2871628	2784247	40.9943	40.9943		
	Total (A)+(B)	22976	7004951	6917570	100.0000	100.0000		



DHUMERI TEA & INDUSTRIES LTD

Scrip Code : 538902 Name of the Scrip : - [BSE] Class of Security : Equity Face Value : Rs. 10/-
 (I)(a) Statement showing Shareholding Pattern Quarter ended: 30/06/2015

Category Code	Category of Shareholder	No of Share-holders (III)	Total No of Shares (IV)	No of Shares held in Demat Form (V)	Total shareholding as a % of Tot Shrs		Shares pledged or otherwise encumbered	
					As a % of (A + B) (VI)	As a % of (A+B+C) (VII)	Shares (VIII)	As a % (IX)=(VIII)/(IV)*100
C. Shares held by Custodian & against which Depository Receipts have been issued								
1. Promoter and Promoter Group			Nil	Nil	Nil		Nil	
2. Public			Nil	Nil	Nil		Nil	
Grand Total (A)+(B)+(C)			22976	7004951	6917570		100.0000	



DHANUSERI TEA & INDUSTRIES LTD

(I)(b) Statement showing holding of securities (including shares, warrants, convertible securities) of persons belonging to the category

'Promoter and Promoter Group'


Quarter ended 30/06/2015

Page # 1

1. Indian

a. Individuals/Hindu Undivided Family

Sr No	Name of the Shareholder	Details of Shares held		Encumbered shares		Details of warrants		Details of convertible securities		Total Shares (including underlying shares assuming full conversion of warrants and convertible securities) as a % of diluted share capital	
		No of Shares held	As a % of Grand Total (A)+(B)+(C)	No.	As a %	No of Warrants held	As a % of total no of warrants of the same class	No of convertible securities held	As a % of total no of convertible securities of the same class		
(I)	(II)	(III)	(IV)	(V)	(VI)= (V)/ (III)*100	(VII)	(VIII)	(IX)	(X)	(XI)	(XII)
1	CHANDRA KUMAR DHANUKA KARTA OF BHANKARLAL CHANDRA KUMAR (HUF)	80000	1.1420	Nil	Nil	Nil	Nil	Nil	Nil	Nil	1.1420
2	CHANDRA KUMAR DHANUKA C/O NRIBANK DHANUKA TRUST	28000	.3997	Nil	Nil	Nil	Nil	Nil	Nil	Nil	.3997
3	NRIBANK DHANUKA	22127	.3159	Nil	Nil	Nil	Nil	Nil	Nil	Nil	.3159
4	ARUNA DHANUKA	16502	.2356	Nil	Nil	Nil	Nil	Nil	Nil	Nil	.2356
5	CHANDRA KUMAR DHANUKA C/O SHREE SHALIGRAH TRUST	9400	.1342	Nil	Nil	Nil	Nil	Nil	Nil	Nil	.1342
6	CHANDRA KUMAR DHANUKA	9104	.1300	Nil	Nil	Nil	Nil	Nil	Nil	Nil	.1300
7	NRIBANK DHANUKA C/O ANAM DHANUKA TRUST	8000	.1142	Nil	Nil	Nil	Nil	Nil	Nil	Nil	.1142
8	TANULIKA KHAITAN C/O TANDREVE TRUST	4000	.0571	Nil	Nil	Nil	Nil	Nil	Nil	Nil	.0571
9	TANULIKA KHAITAN	2400	.0343	Nil	Nil	Nil	Nil	Nil	Nil	Nil	.0343
10	NRIBANK DHANUKA	1057	.0151	Nil	Nil	Nil	Nil	Nil	Nil	Nil	.0151
11	CHANDRA KUMAR DHANUKA C/O SEM BHANUJAN & SONS	886	.0126	Nil	Nil	Nil	Nil	Nil	Nil	Nil	.0126
Total :		181476	2.5907	Nil	Nil	Nil	Nil	Nil	Nil	Nil	2.5907



DHUNSERI TEA & INDUSTRIES LTD

(1)(b) Statement showing holding of securities (including shares, warrants, convertible securities) of persons belonging to the category

'Promoter and Promoter Group'

Quarter ended 30/06/2015

Page # 1

1. Indian

c. Bodies Corporate

Sr No	Name of the Shareholder	Details of Shares held		Encumbered shares		Details of warrants		Details of convertible securities		Total Shares (including underlying shares assuming full conversion of warrants and convertible securities) as a % of diluted share capital	
		No of Shares held	As a % of Grand Total (A)+(B)+(C)	No.	As a %	No of Warrants held	As a % of total no of warrants of the same class	No of convertible securities held	As a % of total no of convertible securities of the same class		
(1)	(2)	(III)	(IV)	(V)	(VI)= (V)/ (III)*100	(VII)	(VIII)	(IX)	(X)	(XI)	(XII)
1	DHUNSERI INVESTMENTS LIMITED	2487755	35.5142	Nil	Nil	Nil	Nil	Nil	Nil	Nil	35.5142
2	NAGA DHUNSERI GROUP LIMITED	615751	8.7902	Nil	Nil	Nil	Nil	Nil	Nil	Nil	8.7902
3	PLENTY VALLEY INTRA LIMITED	306091	4.3696	Nil	Nil	Nil	Nil	Nil	Nil	Nil	4.3696
4	HIMI INVESTMENTS LIMITED	296425	4.2316	Nil	Nil	Nil	Nil	Nil	Nil	Nil	4.2316
5	TRIMPLEX INVESTMENTS LIMITED	57625	.8226	Nil	Nil	Nil	Nil	Nil	Nil	Nil	.8226
6	MANJOTING TEA PRIVATE LIMITED	18200	.2598	Nil	Nil	Nil	Nil	Nil	Nil	Nil	.2598
Total :		3781847	53.9882	Nil	Nil	Nil	Nil	Nil	Nil	Nil	53.9882

BNABERI TEA & INDUSTRIES LTD

(1)(b) Statement showing holding of securities (including shares, warrants, convertible securities) of persons belonging to the category


'Promoter and Promoter Group'

Quarter ended 30/06/2015

2. Foreign

b. Bodies Corporate

		Details of Shares held		Encumbered shares		Details of warrants		Details of convertible securities		Total Shares (including underlying shares assuming full conversion of warrants and convertible securities) as a % of diluted share capital	
Sr No	Name of the Shareholder	No of Shares held	As a % of Grand Total (A)+(B)+(C)	No.	As a % (VI)= (V)/ (III)*100	As a % of Grand Total (A)+(B)+(C) of sub clause (I)(a)	No of Warrants held	As a % of total no of warrants of the same class	No of convertible securities held	As a % of total no of convertible securities of the same class	(XII)
(I)	(II)	(III)	(IV)	(V)	(VI)	(VII)	(VIII)	(IX)	(X)	(XI)	(XII)
1	YVES LOUBARD ASSET MANAGEMENT AG	170000	2.4269	Nil	Nil	Nil	Nil	Nil	Nil	Nil	2.4269
Total :		170000	2.4269	Nil	Nil	Nil	Nil	Nil	Nil	Nil	2.4269




(I)(c)(i) Statement showing holding of securities (including shares, warrants, convertible securities) of persons belonging to the category 'Public' and holding more than 1% of the total no of shares

Sr No	Name of the Shareholder	No of Shares held	Details of warrants		Details of convertible securities		Total shares (including underlying shares assuming full conversion of warrants and convertible securities) as a % of diluted share capital	
			Shares as a % of total no of shares (i.e., Grand Total (A)+(B)+(C) indicated in Statement	No of Warrants held	As a % of total no of Warrants of the same class	No of convertible securities held		% w.r.t total no of convertible securities of the same class
1	DSP MERRILL LYNCH LTD	589010	8.4085	Nil	Nil	Nil	Nil	8.4085
2	INTERNATIONAL FINANCE CORPORATION	461728	6.5915	Nil	Nil	Nil	Nil	6.5915
3	THE NEW INDIA ASSURANCE COMPANY LIMITED	188236	2.6872	Nil	Nil	Nil	Nil	2.6872
4	WEST BENGAL INDUSTRIAL DEVELOPMENT CORPORATION LTD	183000	2.6124	Nil	Nil	Nil	Nil	2.6124
5	GENERAL INSURANCE CORPORATION OF INDIA	144000	2.0557	Nil	Nil	Nil	Nil	2.0557
Total		1565974	22.3552	Nil	Nil	Nil	Nil	22.3552

BRUNSERI TEA & INDUSTRIES LTD

(1)(c)(ii) Statement showing holding of securities (including shares, warrants, convertible securities) of persons (together with PAC) belonging to the category 'Public' and holding more than 5% of the total no of shares of the company

Sr No	Name(s) of the Shareholder(s) and the Person(s) Acting in Concert (PAC) with them	No of Shares (a) above}	Details of warrants		Details of convertible securities		Total shares (including underlying shares assuming full conversion of warrants and convertible securities) as a % of diluted share capital	
			Shares as a % of total no of shares (i.e., Grand Total (A)+(B)+(C) indicated in Statement at para (1)	No of Warrants	As a % of total no of Warrants of the same class	No of convertible securities held		% w.r.t total no of convertible securities of the same class
1	DEP MERRILL LYNCH LTD	389010	8.4085	Nil	Nil	Nil	Nil	8.4085
2	INTERNATIONAL FINANCE CORPORATION	461728	6.5915	Nil	Nil	Nil	Nil	6.5915
Total		1050738	14.9999	Nil	Nil	Nil	Nil	14.9999




DHUNSERI TEA & INDUSTRIES LTD

(1)(d) Statement showing details of locked-in shares as on 30/06/2015

Page # 1

Sl #	Folio/Clid/Dp/d	Name of the Shareholder	No of locked-in Shares	Locked-in shares as a % of total No of shares (i.e., Grand Total (A)+(B)+(C) indicated in Statement at para (1)(a) above}	Promoter/Promoter Group/ Public
------	-----------------	-------------------------	------------------------	---	------------------------------------

----- NIL -----



DHUNSERI TEA & INDUSTRIES LTD

(III)(a) Statement showing details of Depository Receipts (DRs) as on 30/06/2015

Sl #	Type of Outstanding DR (ADRs, GDRs, SDRs, etc.)	No of outstanding DRs	No of Shares Underlying Outstanding DRs	Shares underlying outstanding DRs as a % of Total No of Shares (i.e., Grand Total (A)+ (B)+(C) indicated in Statement at para (I)(a) above)
------	--	-----------------------------	--	---

--- Nil ---

Q

DHUNSERI TEA & INDUSTRIES LTD


(III) (b) Statement showing holding of Depository Receipts (DRs), where underlying shares held by 'promoter/promoter group' are in excess of 1% of the total no of shares as on 30/06/2015

Sl #	Name of the DR Holder	Type of Outstanding DR (ADRs, GDRs, SDRs, etc.)	No of Shares Underlying Outstanding DRs	Shares underlying outstanding DRs as a % of total No of Shares (i.e., Grand Total (A)+(B)+(C) indicated in Statement at para (I)(a) above)
------	-----------------------	--	---	--

--- Nil ---


DHUNSERI TEA & INDUSTRIES LTD
Physical / NBDL / CDSL Summary Report as on 30/06/2015

	Holder's	Shares	% age
Physical :	3151	87381	1.2474
N S D L :	13163	6466965	92.3199
C D S L :	6662	450605	6.4327
	22976	7004951	100.0000



DHUNSERI TEA & INDUSTRIES LTD
Public Shareholding - Institutions
List of Mutual Funds/UTI as on 30/06/2015

Sl #	Folio/CIId/DpId	Name of the Shareholder	Shares	%
1	10002180	IN303786 SBI MUTUAL FUND	240	.0034
Total :			240	.0034



DHUNSERI TEA & INDUSTRIES LTD
Public Shareholding - Institutions
List of FI/Banks as on 30/06/2015

Page # 1


Sl #	Folio/CIId/DpId	Name of the Shareholder	Shares	%
1	16560937 IN301549	WEST BENGAL INDUSTRIAL DEVELOPMENT CORPORATION LTD	183000	2.6124
2	10044633 IN300351	STATE BANK OF INDIA, NI - SS DIVN, MUMBAI MAIN BRANCH	345	.0049
3	B00035	BANK OF BARODA	143	.0020
4	U00051	UNITED BANK OF INDIA	106	.0015
5	500553	STATE BANK OF INDIA	64	.0009
6	B00036	BANK OF INDIA	28	.0004
7	U00053	UNITED COMMERCIAL BANK	28	.0004
8	10054215 IN300749	BANK OF INDIA	28	.0004
9	U00052	UNITED BANK OF INDIA	26	.0004
10	10007846 IN300100	STANDARD CHARTERED BANK	20	.0003
11	10021555 IN300610	THE VYSYA BANK LTD	20	.0003
12	10042427 IN300853	ALLAHABAD BANK	18	.0003
13	C00017	CENTRAL BANK OF INDIA	11	.0002
14	B00034	BANK OF BARODA	7	.0001
Total :			183844	2.6245




DHUNSERI TEA & INDUSTRIES LTD
Public Shareholding - Institutions
List of Central/State Government(s) as on 30/06/2015

15
Page # 1


S1 #	Folio/CIId/DpId	Name of the Shareholder	Shares	%
1	10491197	IN300812 THE PROVIDENT INVESTMENT COMPANY LTD	200	.0029
2	000021	OFFICIAL TRUSTEE OF BENGAL	35	.0005
Total :			235	.0034




Sl #	Folio/CIId/DpId	Name of the Shareholder	Shares	%
1	10001728 IN300812	THE NEW INDIA ASSURANCE COMPANY LIMITED	188236	2.6872
2	10000029 IN300812	GENERAL INSURANCE CORPORATION OF INDIA	144000	2.0557
3	10000012 IN300812	LIFE INSURANCE CORPORATION OF INDIA	68605	.9794
4	10000543 IN300812	UNITED INDIA INSURANCE COMPANY LIMITED	35380	.5051
Total :			436221	6.2273



Sl #	Folio/CIId/DpId	Name of the Shareholder	Shares	%
1	10686990 IN300159	PARAM CAPITAL RESEARCH PRIVATE LIMITED	35000	.4996
2	10168574 IN301604	NIRMAL BANG SECURITIES PVT. LTD.	10288	.1469
3	1207100000058032	DOTCH SALES PVT LTD.	8600	.1228
4	1201910100055137	SMC GLOBAL SECURITIES LIMITED	7199	.1028
5	1203440000005939	ARCADIA SHARE & STOCK BROKERS PVT LTD	5950	.0849
6	1203660000002540	MAVERICK SHARE BROKERS LIMITED	5566	.0795
7	1205050000001068	DECENT FINANCIAL SERVICES PVT LTD	4500	.0642
8	10000096 IN301477	BONANZA PORTFOLIO LTD	4201	.0600
9	10059158 IN302496	FORTUNE INTERFINANCE LIMITED	4000	.0571
10	1202300000001119	EMKAY CORPORATE SERVICES PVT.LTD	4000	.0571
11	1206900000000831	MOTISONS SHARES PRIVATE LIMITED	3455	.0493
12	10150872 IN300206	OPG SECURITIES PRIVATE LTD.	3190	.0455
13	10000319 IN302105	EUREKA STK & SH BKG SERV	3000	.0428
14	1203320007719863	ANGEL FINCAP PRIVATE LIMITED	2962	.0423
15	1207020000001770	TRADEBULLS SECURITIES (P) LIMITED	2634	.0376
16	10000130 IN302365	SHRI PARASRAM HOLDINGS PVT.LTD.	2503	.0357
17	1206540000000031	MILI CONSULTANTS & INVESTMENT PVT. LTD.	2390	.0341
18	1204980000072806	PACE STOCK BROKING SERVICES PVT LTD	2294	.0327
19	10050937 IN300222	JHUNJHUNWALA SYNTHETIC LIMITED	2291	.0327
20	17746426 IN301774	SHREE HARIVANSH SECURITIES PRIVATE LIMITED	2200	.0314
21	1204920000006841	LALA TRADERS PRIVATE LIMITED	2000	.0286
22	10177091 IN303719	EDELWEISS BROKING LTD	1685	.0241
23	10051353 IN302017	SUYESH FINANCE PRIVATE LIMITED	1557	.0222
24	1204150000007808	JAINAM SHARE CONSULTANTS PVT. LTD	1461	.0209
25	10454604 IN300142	JB COMMERCIAL COMPANY PRIVATE LIMITED	1400	.0200
26	1201090000252528	MOTILAL OSWAL SECURITIES LTD - DERIVATIVES MARGIN	1375	.0196
27	16921197 IN301549	ANGEL BROKING PRIVATE LIMITED	1289	.0184
28	12691085 IN300394	KARVY STOCK BROKING LTD	1231	.0176
29	10000642 IN301854	GHALLA BHANSALI STOCK BROKERS PVT LTD	1200	.0171
30	20002645 IN301348	PUNEET SECURITIES PRIVATE LIMITED	1194	.0170
31	10044902 IN301740	MCLEDD AND COMPANY LIMITED	1079	.0154
32	1202500000000040	SPARK SECURITIES PRIVATE LIMITED	1020	.0146
33	1203320000000066	ANGEL BROKING PRIVATE LIMITED.	1020	.0146
34	11020865 IN303719	DHOLAI TEA COMPANY PVT LTD	1018	.0145
35	C00027	CLIVE STREET NOMINEES P.LTD	1007	.0144
36	43538757 IN300476	MARATHON SECURITIES AND PROPERTIES PVT LTD	1000	.0143
37	12029479 IN300450	CHARIOT EXIMP LIMITED	1000	.0143
38	1205370000001678	COMFORT SECURITIES LTD	1000	.0143
39	1202620000028236	SHARDA COMMODITIES PVT LTD.	1000	.0143
40	28891123 IN301250	NAGREEKA CAPITAL AND INFRASTRUCTURE LTD	963	.0137
41	1202570000010099	SHILPA STOCK BROKER PVT LTD	959	.0137
42	10574014 IN300966	STANDARD SECURITIES & INVESTMENTS INTERMEDIATES LTD	950	.0136
43	20015018 IN301477	PHILCO EXPORTS PVT. LTD.	900	.0128
44	10228341 IN300214	ADARSH MERCANTILE LTD	862	.0123
45	1203320004574264	ANGEL BROKING PRIVATE LIMITED	858	.0122
46	1207100000000211	LATIN MANHARLAL SECURITIES PVT. LTD.	800	.0114
47	1202890000719904	SUSHIL FINANCIAL SERVICES PVT.LTD.	752	.0107
48	1203450000001441	ASHIKA STOCK BROKING LTD. - CLIENT MARGIN A/C	750	.0107
49	24366458 IN301151	IBI CHEMATUR (ENGINEERING AND CONSULTANCY) LTD	700	.0100
50	1201060001602763	VSL SECURITIES PRIVATE LIMITED	700	.0100



Sl #	Folio/CIId/DpId	Name of the Shareholder	Shares	%
51	1207160000000501	PRITHVI FINMART PRIVATE LIMITED	650	.0093
52	10496350 IN300966	GLOBE FINCAP LIMITED	610	.0087
53	10127351 IN300327	SANJOG TRADERS PRIVATE LIMITED	600	.0086
54	10000220 IN300773	SHREE BAHUBALI INT. LTD.	600	.0086
55	1207450000000052	RELYBULLS STOCK BROKING PRIVATE LIMITED	600	.0086
56	1207550000000019	BERKELEY SECURITIES LTD	600	.0086
57	1204520000059881	ASCRON CONSULTANT PRIVATE LIMITED	599	.0086
58	10430244 IN300644	YUSONS INVESTMENT PRIVATE LIMITED	560	.0080
59	10014644 IN300394	KARVY STOCK BROKING LIMITED	555	.0079
60	11275250 IN300118	DIWAKAR COMMERCIALS PVT LTD	542	.0077
61	1204380000001228	RUKMANI INTERNATIONAL PVT. LTD.	522	.0075
62	1203460000051794	DYTRON FINVEST PVT. LTD	500	.0071
63	1205940000001036	SUYASH CAPITAL SERVICES PVT LTD	500	.0071
64	10097315 IN301604	PRAYAS SECURITIES PVT. LTD.	500	.0071
65	10145735 IN300693	MAGNET COMMERCIAL PRIVATE LTD.	500	.0071
66	10088240 IN301854	RITEJ INFRASTRUCTURE PRIVATE LIMITED	500	.0071
67	1203370000019790	BALANCE EQUITY BROKING (INDIA)	449	.0064
68	28456296 IN301250	CHEBUR DEALER PVT LTD	440	.0063
69	10283564 IN301846	LSE SECURITIES LTD.	438	.0063
70	11699471 IN300974	MARWADI SHARES AND FINANCE LTD.	432	.0062
71	10017937 IN302822	ADROIT FIN SER PVT LTD	430	.0061
72	1204910000000042	FAIRWEALTH SECURITIES LIMITED	425	.0061
73	1201910100000391	SMC GLOBAL SECURITIES LTD.	424	.0061
74	1204910000005304	FAIRWEALTH SECURITIES LIMITED	420	.0060
75	B00016	BATIA BROTHERS PRIVATE LTD	419	.0060
76	1207970000000401	FRR SHARES AND SECURITIES LTD	410	.0059
77	10303275 IN301143	MASTER CAPITAL SERVICES LTD	406	.0058
78	10184406 IN300870	P.H. SHARE BROKING P.LTD.,	400	.0057
79	10590062 IN300708	PANCHMUKHI COMMODITIES PVT LTD	400	.0057
80	1202770000034900	NAGREEKA CAPITAL & INFRASTRUCTURE LTD	400	.0057
81	1202500000000021	M.PRASAD & CO LIMITED	400	.0057
82	10000974 IN303655	MONEYWISE FINANCIAL SERVICES PRIVATE LIMITED	400	.0057
83	10053080 IN301846	ANAND CONCAST LIMITED	400	.0057
84	24415312 IN301151	INDO BEROLINA INDUSTRIES PVT LTD	400	.0057
85	10032591 IN300263	ADHYA SECURITIES LTD.	395	.0056
86	10168582 IN301604	NIRMAL BANG SECURITIES PVT. LTD.	365	.0052
87	1201640000007001	MANSUKH SECURITIES AND FINANCE LTD.	365	.0052
88	1204940000003610	SILVERHILL SECURITIES & SERVICES INDIA PRIVATE LIMITED	360	.0051
89	1204380000001251	CONQUEST COMMERCIAL CO. PVT. LTD.	360	.0051
90	16416966 IN300484	CONTEMPORARY INDUSTRIES LIMITED	345	.0049
91	10025587 IN302324	JAISUKH VINIMOY PVT. LTD.	340	.0049
92	10000709 IN302324	STANLEY VYAPAAR PVT LIMITED	340	.0049
93	10767604 IN301250	BHUTAN DUARS TEA ASSOCIATION LIMITED	320	.0046
94	1201770100075062	HEM SECURITIES LIMITED	317	.0045
95	1201330000686189	NIRMAL BANG SECURITIES PVT LTD	317	.0045
96	1203440000068717	ARCADIA SHARE AND STOCK BROKERS PVT. LTD. BSE ABC COLLATERAL A/C	314	.0045
97	10064799 IN300853	CARWIN TRADING PRIVATE LTD	312	.0045
98	10093196 IN301854	SHRADDHA ADVISORS PVT. LTD	300	.0043
99	10114953 IN301364	IFIN SECURITIES FINANCE LIMITED	300	.0043
100	11111030 IN303116	AMIDEEP SECURITIES PRIVATE LIMITED	300	.0043
101	10855589 IN300159	MAGNUM EQUITY SERVICES LTD	300	.0043
102	10257105 IN300327	GAYLORD SALES PRIVATE LIMITED	300	.0043
103	10297214 IN300327	BAIJNATH SECURITIES PVT. LTD.	300	.0043



DHUNSERI TEA & INDUSTRIES LTD


Public Shareholding - Non Institutions

List of Bodies Corporate as on 30/06/2015

Page # 3

Sl #	Folio/CIId/DpId	Name of the Shareholder	Shares	%
104	10129899	IN300693 V R G INTER TRADE PRIVATE LIMITED	290	.0041
105	12828229	IN301151 MILI CONSULTANTS & INVESTMENTS PVT LTD	288	.0041
106	35791661	IN301547 MINTO PARK ESTATES PRIVATE LIMITED	287	.0041
107	10051362	IN302017 MAPLE VYAPAAR PRIVATE LIMITED	282	.0040
108	11848612	IN300484 EXCEL FINCAP LIMITED	280	.0040
109	10040841	IN300118 BRIJBHUMI TRADING & INVESTMENTS PVT LTD	270	.0039
110	10042600	IN301740 DYNASTY COMMERCIAL PRIVATE LIMITED	269	.0038
111	10000168	IN301983 ARIHANT CAPITAL MKT. LTD	266	.0038
112	10071521	IN300159 NARSINGPORE TEA COMPANY PRIVATE LTD	259	.0037
113	10015715	IN303727 SPECTRUM STOCK SERVICES PRIVATE LIMITED	257	.0037
114	10000193	IN302898 GUINNESS SECURITIES LIMITED	255	.0036
115	1203230000318007	K DAMANI SECURITIES PRIVATE LIMITED	245	.0035
116	10170752	IN300773 GOVIND VINIYOG PVT.LTD.	242	.0035
117	10000926	IN302357 KALPTARU INVESTMENTS PVT LTD	240	.0034
118	47884392	IN302902 ANMOL SEKHRI CONSULTANTS PRIVATE LIMITED	240	.0034
119	20433426	IN301022 EXCEL FINCAP LIMITED	220	.0031
120	14972550	IN300513 SHAREKHAN LIMITED	220	.0031
121	12034400000677077	LABH SHARE AND STOCK PRIVATE LIMITED	220	.0031
122	1203450000025089	AJANTA KRISHI LTD.	200	.0029
123	12030000000693014	MONEY PLUS FINVEST PVT LTD	200	.0029
124	12029200000075052	JSEL SECURITIES LTD.(161)	200	.0029
125	1203450000025152	KESHAV FISCAL SERVICES PVT. LTD.	200	.0029
126	12658100	IN300450 WHITE CLIFF PROPERTIES PVT LTD	200	.0029
127	12050500000013749	BLACK FOX FINANCIAL PRIVATE LIMITED	200	.0029
128	12058600000046584	SAHARA TECHNOLOGIES PVT LTD	200	.0029
129	12054500000146782	HSE SECURITIES LIMITED	200	.0029
130	14156270	IN300888 GANPATI HOLDINGS & TRADING PVT LTD	200	.0029
131	17170253	IN300214 AEKAY SECURITIES LTD	200	.0029
132	28910122	IN301250 REFLECTION PAPERS PVT LTD	200	.0029
133	10144030	IN302927 VENUS MULTITRADE PRIVATE LIMITED	200	.0029
134	10141879	IN302927 SHINING VANIJYA PRIVATE LIMITED	200	.0029
135	10113232	IN300271 JOHNSON DYE WORKS PRIVATE LIMITED	200	.0029
136	10065293	IN301477 BONANZA PORTFOLIO LIMITED	200	.0029
137	10049325	IN301854 FIRST PLACE TRADING AND FINANCE PVT. LTD.	200	.0029
138	12010700000000010	KISAN RATILAL CHOKSEY SHARES & SECURITIES PVT. LTD.	200	.0029
139	12023000000000037	EMKAY GLOBAL FINANCIAL SERVICES LIMITED	200	.0029
140	10631877	IN302105 RAM CORPORATE SERVICES LLP	200	.0029
141	10092627	IN300773 SHREE BAHUBALI INTERNATIONAL LTD.	198	.0028
142	10000651	IN303500 SHYAMA WELTH MANAGEMENT PRIVATE LIMITED	185	.0026
143	1202650100013681	BIKEWIN TRADING PRIVATE LTD.	180	.0026
144	10010115	IN302189 SNEHDEEP COMMERCE PVT. LTD.	177	.0025
145	10006271	IN001027 THE CALCUTTA STOCK EXCHANGE LIMITED	175	.0025
146	10001657	IN302566 PRATHAM PROJECTS AND FINLEASE LTD.	174	.0025
147	12065300000000070	NARIMAN POINT FINANCE LTD	171	.0024
148	11609580	IN300020 TRANS ASIA STOCK SERVICES P LTD	170	.0024
149	10000528	IN303500 SAHARSH YARN PRIVATE LIMITED	164	.0023
150	10000032	IN302324 STEEL CITY SECURITIES LIMITED	160	.0023
151	10048573	IN300773 JADKO FINANCE PRIVATE LIMITED	160	.0023
152	10501899	IN301436 AASTHA CHEMICAL PRIVATE LIMITED	160	.0023
153	20127384	IN302700 C. M. GOENKA STOCK BROKERS PVT. LTD.	160	.0023
154	1206140000012980	RUDRA SHARES & STOCK BROKERS LIMITED	154	.0022
155	10494140	IN300095 Centbank Financial Services Limited	143	.0020
156	10115885	IN301225 RANBHOO MI HEALTH RESORT AND TRADE PVT LTD	140	.0020

Sl #	Folio/CIId/DpId	Name of the Shareholder	Shares	%
157	10006589 IN300773	MAHESHWARI DATAMATICS (P) LTD	140	.0020
158	10259009 IN300214	GALLON HOLDINGS PVT LTD	137	.0020
159	1204630000023100	BMA WEALTH CREATORS LTD	136	.0019
160	10072948 IN302164	AGRIM SECURITIES PVT LTD	134	.0019
161	14972576 IN300513	SHAREKHAN LIMITED	131	.0019
162	B00055	BICCO AGRO PRODUCTS PVT. LTD.	120	.0017
163	1206800000001163	REAL INFO DOT COM PRIVATE LIMITED	120	.0017
164	10000991 IN302566	R GOPAL FINANCIERS (P) LTD	120	.0017
165	1203460000035231	LUCENT TRADE & INVESTMENTS PVT. LTD.	119	.0017
166	C00016	CENTRAL BANK EXECUTOR & TRUSTEE CO.	115	.0016
	Jh-1 :	MRS.MEHERBAI ARDAEVIRAF EDAL-BEHRAM		
167	I00009	ITP LIMITED	115	.0016
168	1204370000004838	SWASTIKA INVESTMART LIMITED	114	.0016
169	10060240 IN300966	GLOBE CAPITAL MARKET LTD	111	.0016
170	15136659 IN301549	SRI BHABANI INVESTMENTS PRIVATE LTD	110	.0016
171	1201700000146631	AYUSHAJAY CONSTRUCTION PRIVATE LIMITED	108	.0015
172	10098706 IN301670	ELITE WEALTH ADVISORS LIMITED	107	.0015
173	10095924 IN301143	MASTER CAPITAL SERVICES LTD	101	.0014
174	10145784 IN300693	SPEED VANIJYA PRIVATE LIMITED	100	.0014
175	10174738 IN302105	PARIWAR DEVELOPERS AND TRADERS (P) LTD.	100	.0014
176	10000037 IN301014	MURARI SECURITIES LTD.	100	.0014
177	10000176 IN302357	SPT INTERNATIONAL AND FINANCE LIMITED	100	.0014
178	10018525 IN301364	SRI DEVI OIL PRIVATE LIMITED	100	.0014
179	11295376 IN300118	EUROPLUS FINANCIAL SERVICES LTD	100	.0014
180	11160392 IN300126	ARDOUR FINMAN PVT LIMITED	100	.0014
181	1202300000955980	SEASONS AGROCHEM INDIA PRIVATE LIMITED	100	.0014
182	10214420 IN301516	ULTRA GLOBE COMMERCIAL CO. Pvt. Ltd.	100	.0014
183	10297912 IN302978	Janmangal Consultants Private Ltd.	100	.0014
184	14188357 IN301549	CLARITY FINANCIAL SERVICES LTD	100	.0014
185	13599880 IN300484	DHAN HOLDING PVT LTD	100	.0014
186	21004027 IN300360	BRINDAVAN COTTAGE CRAFTS CENTRE PVT LTD	100	.0014
187	22254139 IN301557	SHREE SALASAR BALAJEE IMPEX PRIVATE LIMITED	100	.0014
188	38939215 IN301549	AFUNDARIK MERCHANTS PRIVATE LIMITED	100	.0014
189	1207510000000065	SUMPOORNA PORTFOLIO LIMITED	97	.0014
190	10000167 IN301774	RELIGARE SECURITIES LTD	94	.0013
191	14972584 IN300513	SHAREKHAN LIMITED	92	.0013
192	1203090000036521	EXPONENTIAL FINANCIAL SERVICES PVT.LTD.	90	.0013
193	10283572 IN301846	LSE SECURITIES LTD.	90	.0013
194	10000020 IN302050	JYOTI PORTFOLIO LIMITED	88	.0013
195	1204760000011521	SHAREWEALTH SECURITIES LIMITED	85	.0012
196	10003964 IN301629	AVARUN RESOURCES PRIVATE LTD	84	.0012
197	10018888 IN302898	GUINNESS SECURITIES LIMITED	82	.0012
198	10138420 IN300327	TARA INVESTMENTS LTD.	82	.0012
199	35800171 IN301549	POWERFLOW SECURITIES PVT LTD	82	.0012
200	1203440000001271	ARCADIA SHARE & STOCK BROKERS PVT. LTD	81	.0012
201	22495822 IN301080	TOSHNIWAL BROTHERS (HYD) PVT LTD	80	.0011
202	1204370000000041	SWASTIKA INVESTMART LIMITED	78	.0011
203	1205100000000614	MITHUN SECURITIES PRIVATE LIMITED	76	.0011
204	R00263	RUNGAMATEE TEA & INDUSTRIES LTD	76	.0011
205	1201060000107913	ANAND RATHI SHARE & STOCK BROKERS LIMITED	75	.0011
206	22287327 IN301151	BMA WEALTH CREATORS LTD	73	.0010
207	1301190300033439	SHIVNARAYAN NEMANI SHARES & STOCK BROKERS PVT.LTD.	72	.0010
208	1202920000074561	JSEL SECURITIES LTD.(034)	72	.0010




DHUNSERI TEA & INDUSTRIES LTD
Public Shareholding - Non Institutions
List of Bodies Corporate as on 30/06/2015

Page # 5

Sl #	Folio/CIId/DpId	Name of the Shareholder	Shares	%
209	10610885 IN300159	MAGNUM EQUITY SERVICES LTD.	70	.0010
210	10480145 IN300159	CALCUTTA NORTH MARKETING PVT. LTD.	65	.0009
211	1203410000000612	SSJ FINANCE & SECURITIES PVT. LTD.	64	.0009
212	1204520000001412	L. F. C. SECURITIES PVT. LTD	63	.0009
213	1204180000000020	R K STOCKHOLDING PVT. LTD	62	.0009
214	1202650100023645	SHREYA VYAPAAR PRIVATE LIMITED	60	.0009
215	1201910100000976	SMC COMTRADE LIMITED	60	.0009
216	1201860000014943	SYKES & RAY EQUITIES (I) LTD.	60	.0009
217	1201210000067805	ROONGTA SYNTEX PVT. LTD.	60	.0009
218	10132796 IN300693	LAKSHYA ADVISORY SERVICES PRIVATE LTD	60	.0009
219	10053888 IN300773	PLATINUM OVERSEAS PRIVATE LTD	60	.0009
220	10013188 IN302357	KONSORTIA CONSTRUCTION COMPANY PRIVATE LIMITED	60	.0009
221	10020444 IN302531	LEE CONSTRUCTION PRIVATE LIMITED	60	.0009
222	10010232 IN301372	DESANA IMPEX LTD.	60	.0009
223	1203460000035246	POULAMI TRADING & INVESTMENT PVT. LTD.	55	.0008
224	10385219 IN300126	EXCLUSIVE SECURITIES LTD	53	.0008
225	1202470000010081	TALISMAN SECURITIES PVT.LTD	50	.0007
226	1202620000177270	MPSE SECURITIES LIMITED	50	.0007
227	10000709 IN302978	MICROSEC CAPITAL LIMITED	50	.0007
228	1204400000003134	CONCEPT SECURITIES PVT. LTD	50	.0007
229	1207090000002311	AFFLUENCE COMMODITIES PRIVATE LIMITED	50	.0007
230	1207160000000495	PRITHVI FINMART PRIVATE LIMITED	50	.0007
231	1205600000000864	KAYNET FINANCE LIMITED	50	.0007
232	1204630000023115	BMA WEALTH CREATORS LTD.	49	.0007
233	J00031	JAIPUR INVESTMENT LTD	46	.0007
234	10000088 IN301477	BONANZA PORTFOLIO LTD	44	.0006
235	10025149 IN300765	MSJ COLONISING & LEASING COMPANY LTD.	44	.0006
236	1201980000038000	ANS PVT LIMITED	42	.0006
237	1202890000000065	SUSHIL FINANCIAL SERVICES PVT LTD(CLIENT A/C)	40	.0006
238	1201210100133359	SURESH RATHI SECURITIES (P) LTD	40	.0006
239	1201210100503631	PYRD TRADE LINKS (PVT) LTD.	40	.0006
240	11190325 IN300450	J B SUPPLIERS PRIVATE LIMITED	40	.0006
241	10302742 IN300327	RANI LEASINGS AND FINANCE PRIVATE LTD.	40	.0006
242	10260633 IN301604	NIRMAL BANG SECURITIES PRIVATE LIMITED	40	.0006
243	10257099 IN300327	ALEXCY VINIMAY PVT. LTD.	40	.0006
244	10220948 IN303052	RAGHAV COTEX PVT LTD.	40	.0006
245	10248385 IN300126	UJJAWAL FISCAL SERVICES PRIVATE LIMITED	40	.0006
246	10567245 IN301774	RELIGARE FINVEST LTD	40	.0006
247	10012755 IN303725	DEAL DEPOT BROKERAGE PVT LTD	40	.0006
248	10003027 IN303930	INDOVISION SECURITIES LIMITED	40	.0006
249	10000004 IN303526	GRD SECURITIES LIMITED	40	.0006
250	10176224 IN301022	SIGACHI LABORATORIES LIMITED	40	.0006
251	39658290 IN301549	DAWN INVESTMENTS LIMITED	40	.0006
252	40750706 IN300476	MARUDHAR STOCK TRADING PVT LTD	40	.0006
253	14509495 IN300888	SINGHAL & BAJAJ INVESTOR SERVICES PRIVATE LIMITED	40	.0006
254	1205120000003039	NARAYAN SECURITIES LTD	40	.0006
255	1207230000000021	WEALTH FIRST PORTFOLIO MANAGERS PRIVATE LIMITED	40	.0006
256	12389810 IN300513	SANGHAVI FREIGHT FORWARDERS PVT LTD	40	.0006
257	1204450000000084	INTIME EQUITIES LIMITED	40	.0006
258	1203440000082191	MAXIM FINANCIAL SERVICES PRIVATE LTD.	40	.0006
259	1203300000018170	MISHRA UDYOG (P) LTD	40	.0006

22

Sl #	Folio/CIId/DpId	Name of the Shareholder	Shares	%
250	1204450000000065	INTIME EQUITIES LIMITED	39	.0006
261	12025700000000308	SHILPA STOCK BROKER PVT.LTD	39	.0006
262	10174815 IN300693	INTELLIGENT MONEY MANAGERS PVT LTD	36	.0005
263	10160640 IN300940	INDUS PORTFOLIO PVT. LTD	36	.0005
264	P00134	PARGANAS INVESTMENTS PVT. LTD	36	.0005
265	12054500000006138	HSE SECURITIES LIMITED	35	.0005
266	1203070000105151	PCS SECURITIES LIMITED	34	.0005
267	12033300000033802	JM FINANCIAL SERVICES LTD.	33	.0005
268	12029200000074327	JSEL SECURITIES LTD (003)	33	.0005
269	10114324 IN300589	GOGIA CAPITAL SERVICES LIMITED	32	.0005
270	10002171 IN300773	SURVIKA TRADERS (P) LTD	31	.0004
271	12022900000417035	MASTER CAPITAL SERVICES LTD	31	.0004
272	11946669 IN302236	PRIME DRUGS PRIVATE LIMITED	30	.0004
273	10472872 IN302148	SWAGATH SHARES AND SECURITIES PVT LTD	30	.0004
274	10330518 IN301740	JAP SECURITIES PRIVATE LIMITED	30	.0004
275	10056657 IN302252	BKL SECURITIES LIMITED	30	.0004
276	10052043 IN300327	VARUN DHRUVA SECURITIES PRIVATE LTD.	30	.0004
277	12029200000074988	JSEL SECURITIES LTD.(127)	30	.0004
278	12052900000006188	ADINATH CAPITAL SERVICES LIMITED	30	.0004
279	12052000000008432	SWATI RESOURCES PVT. LTD.	30	.0004
280	14972568 IN300513	SHAREKHAN LIMITED	29	.0004
281	C00015	CENTRAL BANK EXEC & TRUSTEE CO.	28	.0004
		Jh-1 : MEHERBAI ARDAEVIRAF EDAL-BEHRAM		
		Jh-2 : FRAMJEE PESTONJEE KHAN.		
282	10001622 IN303575	MATALIA STOCK BROKING PVT LTD	27	.0004
283	11832204 IN300394	KARVY STOCK BROKING LTD- F-D MARGIN	27	.0004
284	1201090001320629	MOTILAL OSWAL FINANCIAL SERVICES LIMITED	27	.0004
285	12065900000000037	TRADESWIFT BROKING PRIVATE LIMITED	26	.0004
286	12061800000000031	CENTURY FINVEST PVT LTD	25	.0004
287	10001446 IN302620	MULTIPLEX CAPITAL LTD	25	.0004
288	10000108 IN302863	ZEN SECURITIES LTD-BSE CLIENTS A/C	24	.0003
289	12047900000016449	COMPETENT FINMAN PVT. LTD	24	.0003
290	12166081 IN302269	INDIA INFOLINE LIMITED	24	.0003
291	B00063	BIMAL SINGH BHUTORIA	24	.0003
		Jh-1 : SMT.AMITA BHUTORIA		
292	1201770100074599	HEM FINLEASE PVT. LIMITED	22	.0003
293	12016400000007983	MANSUKH STOCK BROKERS LIMITED	22	.0003
294	10351075 IN300685	DOVER GLOBAL FINANCE LTD	22	.0003
295	10091246 IN301006	SEEMA SECURITIES PVT. LTD.	21	.0003
296	10063146 IN302252	COLELONG DEALER PRIVATE LIMITED	20	.0003
297	10065085 IN301854	JINESH CHEMICALS PVT LTD	20	.0003
298	10070543 IN301740	HERCULES CHEMICALS AND CARBIDE LIMITED	20	.0003
299	10052027 IN300327	KEJRIWAL & CO. STOCK BROKING SERVICES PVT. LTD.	20	.0003
300	10034664 IN300773	HARINKHOLA ICE & COLD STORAGE LIMITED	20	.0003
301	10136847 IN300693	ORTEM SECURITIES LIMITED	20	.0003
302	10131028 IN300773	YOKE COMMERCIAL PVT.LTD.	20	.0003
303	10128729 IN301516	VAIBHAV CREDITS PRIVATE LTD	20	.0003
304	10181449 IN301372	CARE TEA PVT. LTD.	20	.0003
305	10181674 IN301983	BENZO MANAGEMENT (P.) LTD	20	.0003
306	10000579 IN302646	WIND POWER VINIMAY PVT. LTD.	20	.0003
307	10000243 IN302092	VOGUE COMMERCIAL CO.LTD	20	.0003
308	10000192 IN303420	ASTHA CREDIT AND SECURITIES (P) LTD	20	.0003
309	10001377 IN302515	DOKANIA CONSULTANCY SERVICES PVT. LTD.	20	.0003
310	10003019 IN303930	INDOVISION SECURITIES LIMITED	20	.0003



Sl #	Folio/CIId/DpId	Name of the Shareholder	Shares	%
311	10003747	IN301774 Aroma Finance & Portfolio Pvt. Ltd.	20	.0003
312	10010165	IN302496 VATSALYA DEALERS PVT. LTD	20	.0003
313	10342904	IN300327 RAMAPATI CONSULTANTS P LTD	20	.0003
314	10289910	IN300159 SARASWAT INDIA LIMITED	20	.0003
315	10467160	IN300685 ABHISHEK IMPEX AND CREDIT PVT LTD	20	.0003
316	10503963	IN301983 ARIHANT CAPITAL MARKETS LTD	20	.0003
317	10539289	IN301250 ROOPACHERRA TEA COMPANY LIMITED	20	.0003
318	10589499	IN300327 BAURANGJI VYAPAAR PRIVATE LIMITED	20	.0003
319	10901671	IN300974 DHANLAXMI LEASE FINANCE LTD.	20	.0003
320	1201350000035841	CIL SECURITIES LIMITED	20	.0003
321	1201370000022619	MEHTA EQUITIES LTD.	20	.0003
322	1202650100000051	SURANA INTERNATIONAL PRIVATE LIMITED	20	.0003
323	1202570000099670	KERBS VYAPAAR PRIVATE LIMITED	20	.0003
324	C00052	CELESTIAL COMMERCIAL PVT LTD	20	.0003
325	D00080	DELUX LEASING (P) LTD	20	.0003
326	N00096	NORBEN TEA & EXPORTS LTD.	20	.0003
327	S00287	SAM HOTELIER & HOLDINGS PVT LTD	20	.0003
328	S00288	SAM HOTELIERS RESORTS P L	20	.0003
329	S00289	SAM MARKETING PVT LTD	20	.0003
330	J00064	JALAN HOLDINGS PVT LTD	20	.0003
331	K00133	KHAZANA HOLDINGS PVT LTD	20	.0003
		Jh-1 : JAIKUMAR KAPOOR		
332	L00040	LATHA PRASHANTH	20	.0003
333	L00053	LALGUDY P VAIDYANATHAN	20	.0003
		Jh-1 : RUKMANI VAIDYANATHAN		
334	M00139	MONT BLANC FINANCIAL SERVICES LIMITED	20	.0003
335	15006300	IN300214 JEEVNI CONSULTANTS PRIVATE LIMITED	20	.0003
336	16830210	IN301549 SIGMA FINANCIAL SERVICES PVT LTD	20	.0003
337	16728652	IN300513 JOY SKIN CARE PRIVATE LIMITED	20	.0003
338	20049826	IN302951 FIDUS FASHION PRIVATE LIMITED	20	.0003
339	17941838	IN301549 ADVIN INDIA PVT LTD	20	.0003
340	18777566	IN301330 GHODAWAT INDUSTRIES (INDIA) PVT LTD	20	.0003
341	19738351	IN301330 BAKSHU SECURITIES AND BROKER PVT LTD	20	.0003
342	37534374	IN301549 NARAYANI REALCON PVT LTD	20	.0003
343	32598786	IN302679 SUMAL FINANCE AND INVESTMENTS PVT LTD	20	.0003
344	28142768	IN301250 NARSINGDASS SURAJMALL PROPERTIES PRIVATE LIMITED	20	.0003
345	28152811	IN301250 JALANNAGAR TEA ESTATE PRIVATE LIMITED	20	.0003
346	26493159	IN301135 SHARATH INVESTMENTS PRIVATE LIMITED	20	.0003
347	12640124	IN301151 SMJ EXIMP LTD	20	.0003
348	1207570000000101	SNB ENCLAVE PRIVATE LIMITED	20	.0003
349	12715608	IN301151 GINNI INVESTMENT & SERVICES LTD	20	.0003
350	1206700000000015	VIKSON SECURITIES PVT LTD	20	.0003
351	1202920000074920	JSEL SECURITIES LTD.(091)	20	.0003
352	1203310000000052	SHREEPATI HOLDINGS & FINANCE PVT. LTD.	20	.0003
353	1204590000000237	SAS BROKING PRIVATE LIMITED	20	.0003
354	1204000000000023	ANUGRAH STOCK & BROKING PVT LTD	20	.0003
355	1203450000153702	GINNI FINTRADE PRIVATE LIMITED	20	.0003
356	10837777	IN300974 MARWADI SHARES AND FINANCE LTD.	19	.0003
357	10005857	IN303663 NDA SECURITIES LTD.	19	.0003
358	1302080000044614	GALAXY BROKING LIMITED	17	.0002
359	S00541	SKG (CIVIL & INTERIORS) PVT. LTD	16	.0002
360	1202920000075033	JSEL SECURITIES LTD.(150)	16	.0002
361	1206790000000323	PPJ SHROFF SECURITIES PVT LTD	16	.0002
362	1204770000014063	NORTHEAST BROKING SERVICES LIMITED	15	.0002
363	1203630000000297	SW CAPITAL PRIVATE LIMITED	15	.0002