

Independent Auditor's Report on the Quarterly and Year to Date Audited Standalone Financial Results of the Company Pursuant to the Regulation 33 of the SEBI (Listing Obligations and Disclosure Requirements) Regulations, 2015, as amended

To
The Board of Directors of
Dhunseri Tea & Industries Limited

Report on the audit of the Standalone Financial Results

Opinion

We have audited the accompanying statement of quarterly and year to date standalone financial results of Dhunseri Tea & Industries Limited (the "Company") for the quarter ended March 31, 2020 and for the year ended March 31, 2020 ("Statement"), attached herewith, being submitted by the Company pursuant to the requirement of Regulation 33 of the SEBI (Listing Obligations and Disclosure Requirements) Regulations, 2015, as amended (the "Listing Regulations").

In our opinion and to the best of our information and according to the explanations given to us, the Statement:

- i. is presented in accordance with the requirements of the Listing Regulations in this regard; and
- ii. gives a true and fair view in conformity with the applicable accounting standards and other accounting principles generally accepted in India, of the net profit and other comprehensive loss and other financial information of the Company for the quarter ended March 31, 2020 and for the year ended March 31, 2020.

Basis for Opinion

We conducted our audit in accordance with the Standards on Auditing (SAs) specified under section 143(10) of the Companies Act, 2013, as amended ("the Act"). Our responsibilities under those Standards are further described in the "Auditor's Responsibilities for the Audit of the Standalone Financial Results" section of our report. We are independent of the Company in accordance with the Code of Ethics issued by the Institute of Chartered Accountants of India together with the ethical requirements that are relevant to our audit of the financial statements under the provisions of the Act and the Rules thereunder, and we have fulfilled our other ethical responsibilities in accordance with these requirements and the Code of Ethics. We believe that the audit evidence obtained by us is sufficient and appropriate to provide a basis for our opinion.

Management's Responsibilities for the Standalone Financial Results

The Statement has been prepared on the basis of the standalone annual financial statements. The Board of Directors of the Company are responsible for the preparation and presentation of the Statement that gives a true and fair view of the net profit and other comprehensive loss of the Company and other financial information in accordance with the applicable accounting standards prescribed under Section 133 of the Act read with relevant rules issued thereunder and other accounting principles generally accepted in India and in compliance with Regulation 33 of the Listing



Regulations. This responsibility also includes maintenance of adequate accounting records in accordance with the provisions of the Act for safeguarding of the assets of the Company and for preventing and detecting frauds and other irregularities; selection and application of appropriate accounting policies; making judgments and estimates that are reasonable and prudent; and the design, implementation and maintenance of adequate internal financial controls, that were operating effectively for ensuring the accuracy and completeness of the accounting records, relevant to the preparation and presentation of the Statement that give a true and fair view and are free from material misstatement, whether due to fraud or error.

In preparing the Statement, the Board of Directors are responsible for assessing the Company's ability to continue as a going concern, disclosing, as applicable, matters related to going concern and using the going concern basis of accounting unless the Board of Directors either intends to liquidate the Company or to cease operations, or has no realistic alternative but to do so.

The Board of Directors are also responsible for overseeing the Company's financial reporting process.

Auditor's Responsibilities for the Audit of the Standalone Financial Results

Our objectives are to obtain reasonable assurance about whether the Statement as a whole is free from material misstatement, whether due to fraud or error, and to issue an auditor's report that includes our opinion. Reasonable assurance is a high level of assurance but is not a guarantee that an audit conducted in accordance with SAs will always detect a material misstatement when it exists. Misstatements can arise from fraud or error and are considered material if, individually or in the aggregate, they could reasonably be expected to influence the economic decisions of users taken on the basis of the Statement.

As part of an audit in accordance with SAs, we exercise professional judgment and maintain professional skepticism throughout the audit. We also:

- Identify and assess the risks of material misstatement of the Statement, whether due to fraud or error, design and perform audit procedures responsive to those risks, and obtain audit evidence that is sufficient and appropriate to provide a basis for our opinion. The risk of not detecting a material misstatement resulting from fraud is higher than for one resulting from error, as fraud may involve collusion, forgery, intentional omissions, misrepresentations, or the override of internal control.
- Obtain an understanding of internal control relevant to the audit in order to design audit procedures that are appropriate in the circumstances. Under Section 143(3)(i) of the Act, we are also responsible for expressing our opinion on whether the company has adequate internal financial controls with reference to financial statements in place and the operating effectiveness of such controls.
- Evaluate the appropriateness of accounting policies used and the reasonableness of accounting estimates and related disclosures made by the Board of Directors.
- Conclude on the appropriateness of the Board of Directors' use of the going concern basis of accounting and, based on the audit evidence obtained, whether a material uncertainty exists related to events or conditions that may cast significant doubt on the Company's ability to continue as a going concern. If we conclude that a material uncertainty exists, we are required to draw attention in our auditor's report to the related disclosures in the financial results or, if such disclosures are inadequate, to modify our opinion. Our conclusions are based on the audit



evidence obtained up to the date of our auditor's report. However, future events or conditions may cause the Company to cease to continue as a going concern.

- Evaluate the overall presentation, structure and content of the Statement, including the disclosures, and whether the Statement represents the underlying transactions and events in a manner that achieves fair presentation.

We communicate with those charged with governance regarding, among other matters, the planned scope and timing of the audit and significant audit findings, including any significant deficiencies in internal control that we identify during our audit.

We also provide those charged with governance with a statement that we have complied with relevant ethical requirements regarding independence, and to communicate with them all relationships and other matters that may reasonably be thought to bear on our independence, and where applicable, related safeguards.

Other Matter

The comparative Ind AS financial information of the Company for the corresponding quarter and year ended March 31, 2019 included in these standalone financial results, were audited by the predecessor auditor who expressed an unmodified opinion on those financial information on May 24, 2019.

The Statement includes the results for the quarter ended March 31, 2020 being the balancing figure between the audited figures in respect of the full financial year ended March 31, 2020 and the published unaudited year-to-date figures up to the third quarter of the current financial year, which were subjected to a limited review by us, as required under the Listing Regulations.


For S.R. Batliboi & Co. LLP
Chartered Accountants
ICAI Firm Registration Number: 301003E/E300005

per Kamal Agarwal
Partner
Membership No.: 058652

UDIN: 20058652AAAABM2105

Place: Kolkata
Date: June 26, 2020





Dhunseri Tea & Industries Limited

Registered Office : Dhunseri House, 4A, Woodburn Park, Kolkata 700020
CIN : L15500WB1997PLC085661

Ph: +91 33 2280 1950(Five Lines), Fax: + 91 33 2287 8350/9274

Email : mail@dhunseritea.com, Website:www.dhunseritea.com

Statement of Standalone Financial Results for the Quarter and Year ended 31st March, 2020

(Rupees in lakhs)

Sl. No.	Particulars	Three months ended 31/03/2020	Preceding Three months ended 31/12/2019	Correspondin g Three months ended 31/03/2019	Year ended 31/03/2020	Year ended 31/03/2019
		(Audited)	(Unaudited)	(Audited)	(Audited)	(Audited)
I	Revenue from Operations	2,223.45	5,367.94	3,622.47	17,737.86	18,081.27
II	Other income	80.22	134.95	104.54	387.75	280.22
III	Total Income (I+II)	2,303.67	5,502.89	3,727.01	18,125.61	18,361.49
IV	Expenses					
a	Cost of materials consumed (Refer Note 4)	195.03	865.89	367.81	4,009.67	4,151.02
b	Purchases of Stock-in-Trade	21.26	-	-	660.84	-
c	Changes in inventories of finished goods	2,148.58	673.32	2,077.25	(314.98)	(191.53)
d	Changes in inventories of biological assets	-	98.53	(48.91)	48.91	9.86
e	Employee benefits expense	1,130.33	1,929.25	1,511.31	7,050.31	7,143.52
f	Finance costs	93.08	121.65	75.91	404.82	286.04
g	Depreciation and amortisation expense	231.98	212.36	200.43	864.37	750.04
h	Other expenses	1,868.10	1,441.49	1,486.23	6,788.74	5,938.32
	Total expenses	5,688.36	5,342.49	5,670.03	19,512.68	18,087.27
V	Profit before exceptional items and tax (III-IV)	(3,384.69)	160.40	(1,943.02)	(1,387.07)	274.22
VI	Exceptional items (Refer Note 8)	-	(53.10)	-	10,069.80	-
VII	Profit before tax (V+VI)	(3,384.69)	107.30	(1,943.02)	8,682.73	274.22
VIII	Tax expense					
	Current tax	(629.12)	28.95	(504.50)	1,971.46	145.53
	Deferred tax charge / (credit)	(174.56)	21.13	(0.46)	61.19	(7.07)
	Total Tax expense	(803.68)	50.08	(504.96)	2,032.65	138.46
IX	Profit after tax (VII-VIII)	(2,581.01)	57.22	(1,438.06)	6,650.08	135.76
	Other Comprehensive Income (OCI)					
	Items that will not be reclassified to profit or loss					
	Remeasurements of post-employment defined benefit obligations	(83.00)	91.72	(32.57)	(111.88)	(113.62)
	Changes in fair valuation of equity instruments	(629.24)	345.98	189.84	(204.89)	245.41
	Income tax relating to these items	110.03	(42.78)	(99.84)	54.51	(108.21)
X	Other Comprehensive Income/(Loss) for the period / year (net of tax)	(602.21)	394.92	57.43	(262.26)	23.58
XI	Total Comprehensive Income/(Loss) for the period / year (IX+X)	(3,183.22)	452.14	(1,380.63)	6,387.82	159.34
XII	Paid-up equity share capital (Face Value Rs 10/- each)	700.50	700.50	700.50	700.50	700.50
XIII	Other equity				65,971.79	60,006.22
XIV	Earnings per equity share (of Rs.10/- each) : (*Not annualised for the period)					
	Basic and Diluted (Rs.)	(36.85)*	0.82*	(20.53)*	94.93	1.94

Notes to the Audited Standalone Financial Results

1. Statement of Standalone Assets and Liabilities as at 31st March, 2020

(Rupees in lakhs)

Particulars	As at 31/03/2020 (Audited)	As at 31/03/2019 (Audited)
ASSETS		
(1) Non-current assets		
(a) Property, plant and equipment	49,560.31	49,870.33
(b) Right of use assets	568.83	-
(c) Capital work-in-progress	1,400.51	969.90
(d) Investment properties	652.59	620.72
(e) Financial assets		
(i) Investments	9,922.62	10,316.55
(ii) Trade receivables	396.35	-
(iii) Loans and deposits	276.53	262.98
(iv) Other financial assets	167.56	313.50
(f) Non-current tax assets (net)	222.51	109.51
(g) Other non-current assets	125.80	123.98
Total non-current assets	63,293.61	62,567.47
(2) Current assets		
(a) Inventories	2,639.40	2,198.26
(b) Biological assets other than bearer plants	-	48.91
(c) Financial assets		
(i) Investments	8,962.55	730.35
(ii) Trade receivables	1,978.24	3,804.31
(iii) Cash and cash equivalents	821.21	409.19
(iv) Bank balances other than (iii) above	29.41	24.02
(v) Loans and deposits	12.13	74.66
(vi) Other financial assets	270.35	264.01
(d) Other current assets	616.59	781.46
	15,329.88	8,355.17
Assets held-for-sale	176.34	564.85
Total current assets	15,506.22	8,920.02
Total assets	78,799.83	71,507.49
EQUITY AND LIABILITIES		
Equity		
(a) Equity share capital	700.50	700.50
(b) Other equity	65,971.79	60,006.22
Total equity	66,672.29	60,706.72
Liabilities		
(1) Non-current liabilities		
(a) Financial liabilities		
(i) Borrowings	372.25	622.92
(ii) Other financial liabilities	488.25	61.21
(b) Deferred tax liabilities (net)	3,298.90	3,281.22
(c) Other non-current liabilities	301.02	216.80
Total non-current liabilities	4,460.42	4,182.15
(2) Current liabilities		
(a) Financial liabilities		
(i) Borrowings	4,331.54	2,677.92
(ii) Trade payables		
Total outstanding dues of micro enterprises and small enterprises	2.31	20.99
Total outstanding dues other than micro enterprises and small enterprises	1,397.34	1,529.81
(iii) Other financial liabilities	1,236.35	1,610.28
(b) Employee benefit obligations	538.91	297.97
(c) Current tax liabilities (net)	-	230.06
(d) Other current liabilities	122.67	162.59
	7,629.12	6,529.62
Liabilities classified as held for sale	38.00	69.00
Total current liabilities	7,667.12	6,618.62
Total equity and liabilities	78,799.83	71,507.49

2. Statement of Standalone Cash Flows for the year ended March 31, 2020

Particulars	(Rupees in lakhs)	
	Year ended	
	31/03/2020 (Audited)	31/03/2019 (Audited)
A. Cash Flow From Operating Activities		
Net Profit/(Loss) before tax	8,682.73	274.22
Adjustments for:		
Depreciation expense	864.37	750.04
Interest income	(43.50)	(50.53)
Guarantee fee income	(18.30)	(21.08)
Income from government grant	(4.22)	(3.36)
Current investment Written off	-	0.63
Unrealised (gain)/loss on investments classified as fair value through profit or loss	163.42	(35.23)
Realised (gain)/loss on investments classified as fair value through profit or loss	(232.22)	(27.46)
Exceptional items (Net gain on sale of investment property and sale of business of Lal Ghora and Kala Ghora brands)	(10,069.80)	-
Finance cost	404.82	286.04
Liabilities no longer required written back	(48.45)	(31.17)
Allowance for doubtful debts/expected credit losses	70.44	-
(Gain)/loss on disposal of property, plant and equipment	(1.04)	(0.82)
Unrealised exchange (gain)/loss	82.19	(44.70)
Dividend income	(20.51)	(21.32)
Operating profit before working capital changes	(170.07)	1,075.26
Adjustments for:		
Inventories and biological assets other than bearer plants	(516.00)	(308.57)
Non-Current/Current financial and other assets	1,683.61	165.60
Non-Current/Current financial and other liabilities/provisions	(645.04)	733.46
Cash used in Operations	352.50	1,665.75
Taxes paid	(2,303.51)	(150.64)
Net cash flows used in operating activities	(1,951.01)	1,515.11
B. Cash flow from Investing Activities:		
Purchase of property, plant and equipment	(739.58)	(709.24)
Proceeds from disposal of property, plant and equipment	9.71	1.21
Proceeds from disposal of investment property	359.49	-
Proceeds from sale of business of Lal Ghora and Kala Ghora brands	10,101.00	-
Advance received against investment property	-	89.00
Registration cost of investment property	(31.87)	(32.94)
(Increase)/Decrease in loan to subsidiary	69.17	109.73
Purchase of current investment	(33,258.42)	(1,275.00)
Proceeds from sale of current investment	24,829.93	1,659.74
Purchase of non-current investments	(6,107.44)	(3,375.34)
Proceeds from sale of non-current investment	6,036.92	3,189.73
Government Grant Received	77.71	58.92
Investment in fixed deposits	100.00	-
Dividend received	20.51	21.32
Interest received on Bonds	524.65	-
Interest received	50.23	55.16
Net cash flows from investing activities	2,042.01	(207.71)
C. Cash flow from Financing Activities		
Payment towards rights to use of assets	(159.83)	-
Dividends paid (including tax thereon)	(422.24)	(675.59)
Finance cost paid	(407.46)	(338.77)
Proceeds from		
- Short term borrowings (net)	1,564.20	2,598.74
Repayment of		
- Long term borrowings	(253.65)	(130.22)
- Short term borrowings	-	(2,651.25)
Net cash flows from financing activities	321.02	(1,197.09)
Net (decrease)/increase in cash and cash equivalents	412.02	110.31
Cash and cash equivalents at the beginning of the year	409.19	298.88
Cash & cash equivalents at the end of the year	821.21	409.19
Cash and Cash Equivalents comprise :		
Cash on hand	36.70	34.25
Current accounts	743.58	218.22
Cash credit accounts	40.93	156.72
	821.21	409.19

- (3) The above results for the quarter and year ended 31st March, 2020, were reviewed by the Audit Committee and thereafter approved by the Board of Directors at its meeting held on 26th June, 2020.
- (4) Cost of Materials consumed represents Green Leaf purchased.
- (5) The Board of Directors has recommended a dividend of 25% (Rs.2.50 per equity share of Rs. 10/- each) for the year 2019-20, subject to the approval of the shareholders in the ensuing Annual General Meeting.
- (6) In view of the lockdown across the country due to COVID-19, the operations of the Company's tea estates located in Assam were adversely impacted during March & April, 2020. The shutdown resulted in delay and disruptions in production and sales operations of the Company due to restriction on labour deployment and logistical issues. The operations have now stabilised. The Company has assessed the recoverability and carrying values of its assets comprising property, plant and equipment, inventories, receivables and other current assets as at the balance sheet date i.e 31st March, 2020 and on the basis of such evaluation, has concluded that no material adjustments are required to be considered in the standalone financial results for 2019-20. The Company is taking all the necessary steps and precautionary measures to ensure smooth functioning of its operations and also to ensure the safety and well-being of all its employees.
- (7) The Company has adopted Ind AS 116 "Leases" effective 1st April, 2019, as notified by the Ministry of Corporate Affairs (MCA) vide Companies (Indian Accounting Standard), Amendment Rules, 2019, using the modified retrospective method. This has resulted in recognizing right-of-use asset at an amount equal to the adjusted lease liability as at April 1, 2019. The adoption of this Standard did not have any material impact on the profit for the quarter and year ended 31st March, 2020.
- (8) Exceptional items represents net gain on sale of land at Jaipur, Rajasthan (Included under "Assets held-for-sale" for the year ended March 31, 2020) and net gain on transfer of branded tea business namely Lal Ghora and Kala Ghora to Tata Global Beverages Limited.
- (9) The Figures of the last quarter for the current year and the previous year are the balancing figures in respect of the full financial year ended 31st March and the unaudited published year to date figures upto third quarter ended 31st December, which were subject to limited review.
- (10) Previous period figures have been regrouped/rearranged wherever necessary.

Place: Kolkata
Date: 26th June, 2020

For and on behalf of Board of Directors

CHANDRA
KUMAR
DHANUKA

Digitally signed by CHANDRA KUMAR DHANUKA, DN: cn=CHANDRA KUMAR DHANUKA, o=, ou=, email=chandra.kumar.dhanuka@tataglobalbeverages.com, c=IN, serial=1, version=1, reason=I am the signer of this document. Date: 2020.06.26 12:14:48 +05'30'

C. K. Dhanuka
Chairman & Managing Director

Independent Auditor's Report on the Quarterly and Year to Date Consolidated Financial Results of the Company Pursuant to the Regulation 33 of the SEBI (Listing Obligations and Disclosure Requirements) Regulations, 2015, as amended

To
The Board of Directors of
Dhunseri Tea & Industries Limited

Report on the audit of the Consolidated Financial Results

Opinion

We have audited the accompanying statement of quarterly and year to date consolidated financial results of Dhunseri Tea & Industries Limited ("Holding Company") and its subsidiaries (the Holding Company and its subsidiaries together referred to as "the Group") for the quarter ended March 31, 2020 and for the year ended March 31, 2020 ("Statement"), attached herewith, being submitted by the Holding Company pursuant to the requirement of Regulation 33 of the SEBI (Listing Obligations and Disclosure Requirements) Regulations, 2015, as amended ("Listing Regulations"). Attention is drawn to the fact that the consolidated figures for the corresponding quarter ended March 31, 2019, as reported in these consolidated financial results have been approved by the Holding Company's Board of Directors, but have not been subjected to audit/review.

In our opinion and to the best of our information and according to the explanations given to us and based on the consideration of the reports of the other auditors on separate audited financial statements of the subsidiaries, the Statement:

- i. includes the results of the following entities;
 - a. Dhunseri Petrochem and Tea Pte Limited
 - b. Dhunseri Mauritius Pte Limited
 - c. Makandi Tea and Coffee Estates Limited
 - d. AM Henderson & Sons Ltd
 - e. Chiwale Estate Management Services Ltd
 - f. Ntimabi Estate Limited
 - g. Kawalazi Estate Company Limited
- ii. are presented in accordance with the requirements of the Listing Regulations in this regard; and
- iii. gives a true and fair view in conformity with the applicable accounting standards, and other accounting principles generally accepted in India, of the consolidated net profit and other comprehensive loss and other financial information of the Group for the quarter ended March 31, 2020 and for the year ended March 31, 2020.

Basis for Opinion

We conducted our audit in accordance with the Standards on Auditing (SAs), as specified under Section 143(10) of the Companies Act, 2013, as amended ("the Act"). Our responsibilities under those Standards are further described in the "Auditor's Responsibilities for the Audit of the Consolidated Financial Results" section of our report. We are independent of the Group in accordance with the 'Code of Ethics' issued by the Institute of Chartered Accountants of India together with the ethical



requirements that are relevant to our audit of the financial statements under the provisions of the Act and the Rules thereunder, and we have fulfilled our other ethical responsibilities in accordance with these requirements and the Code of Ethics. We believe that the audit evidence obtained by us and other auditors in terms of their reports referred to in "Other Matter" paragraph below, is sufficient and appropriate to provide a basis for our opinion.

Management's Responsibilities for the Consolidated Financial Results

The Statement has been prepared on the basis of the consolidated annual financial statements. The Holding Company's Board of Directors are responsible for the preparation and presentation of the Statement that give a true and fair view of the net profit and other comprehensive income and other financial information of the Group in accordance with the applicable accounting standards prescribed under section 133 of the Act read with relevant rules issued thereunder and other accounting principles generally accepted in India and in compliance with Regulation 33 of the Listing Regulations. The respective Board of Directors of the companies included in the Group are responsible for maintenance of adequate accounting records in accordance with the provisions of the Act for safeguarding of the assets of the Group and for preventing and detecting frauds and other irregularities; selection and application of appropriate accounting policies; making judgments and estimates that are reasonable and prudent; and the design, implementation and maintenance of adequate internal financial controls, that were operating effectively for ensuring the accuracy and completeness of the accounting records, relevant to the preparation and presentation of the Statement that give a true and fair view and are free from material misstatement, whether due to fraud or error, which have been used for the purpose of preparation of the Statement by the Directors of the Holding Company, as aforesaid.

In preparing the Statement, the respective Board of Directors of the companies included in the Group are responsible for assessing the ability of the Group to continue as a going concern, disclosing, as applicable, matters related to going concern and using the going concern basis of accounting unless the respective Board of Directors either intends to liquidate the Group or to cease operations, or has no realistic alternative but to do so.

The respective Board of Directors of the companies included in the Group are also responsible for overseeing the financial reporting process of the Group.

Auditor's Responsibilities for the Audit of the Consolidated Financial Results

Our objectives are to obtain reasonable assurance about whether the Statement as a whole is free from material misstatement, whether due to fraud or error, and to issue an auditor's report that includes our opinion. Reasonable assurance is a high level of assurance, but is not a guarantee that an audit conducted in accordance with SAs will always detect a material misstatement when it exists. Misstatements can arise from fraud or error and are considered material if, individually or in the aggregate, they could reasonably be expected to influence the economic decisions of users taken on the basis of the Statement.

As part of an audit in accordance with SAs, we exercise professional judgment and maintain professional skepticism throughout the audit. We also:

- Identify and assess the risks of material misstatement of the Statement, whether due to fraud or error, design and perform audit procedures responsive to those risks, and obtain audit evidence that is sufficient and appropriate to provide a basis for our opinion. The risk of not detecting a material misstatement resulting from fraud is higher than for one resulting from error, as fraud



may involve collusion, forgery, intentional omissions, misrepresentations, or the override of internal control.

- Obtain an understanding of internal control relevant to the audit in order to design audit procedures that are appropriate in the circumstances. Under Section 143(3)(i) of the Act, we are also responsible for expressing our opinion on whether the company has adequate internal financial controls with reference to financial statements in place and the operating effectiveness of such controls.
- Evaluate the appropriateness of accounting policies used and the reasonableness of accounting estimates and related disclosures made by the Board of Directors.
- Conclude on the appropriateness of the Board of Directors' use of the going concern basis of accounting and, based on the audit evidence obtained, whether a material uncertainty exists related to events or conditions that may cast significant doubt on the ability of the Group to continue as a going concern. If we conclude that a material uncertainty exists, we are required to draw attention in our auditor's report to the related disclosures in the Statement or, if such disclosures are inadequate, to modify our opinion. Our conclusions are based on the audit evidence obtained up to the date of our auditor's report. However, future events or conditions may cause the Group to cease to continue as a going concern.
- Evaluate the overall presentation, structure and content of the Statement, including the disclosures, and whether the Statement represent the underlying transactions and events in a manner that achieves fair presentation.
- Obtain sufficient appropriate audit evidence regarding the financial results of the entities within the Group of which we are the independent auditors to express an opinion on the Statement. We are responsible for the direction, supervision and performance of the audit of the financial information of such entities included in the Statement of which we are the independent auditors. For the other entities included in the Statement, which have been audited by other auditors, such other auditors remain responsible for the direction, supervision and performance of the audits carried out by them. We remain solely responsible for our audit opinion.

We communicate with those charged with governance of the Holding Company and such other entities included in the Statement of which we are the independent auditors regarding, among other matters, the planned scope and timing of the audit and significant audit findings, including any significant deficiencies in internal control that we identify during our audit. We also provide those charged with governance with a statement that we have complied with relevant ethical requirements regarding independence, and to communicate with them all relationships and other matters that may reasonably be thought to bear on our independence, and where applicable, related safeguards.

We also performed procedures in accordance with the Circular No. CIR/CFD/CMD1/44/2019 dated March 29, 2019 issued by the Securities Exchange Board of India under Regulation 33 (8) of the Listing Regulations, to the extent applicable.

Other Matter

The accompanying Statement includes the audited financial results/statements and other financial information, in respect of:

- Seven subsidiaries, whose financial results/statements include total assets of Rs 54,885.42 lakhs as at March 31, 2020, total revenues of Rs 1,985.84 lakhs and Rs 13,803.86 lakhs, total net profit after tax of Rs. 549.23 lakhs and Rs. 1,475.27 lakhs, total comprehensive income of Rs. 549.23 lakhs and Rs. 1,475.27 lakhs, for the quarter and the year ended on that date respectively, and net cash



(inflows) of (Rs. 287.37 lakhs) for the year ended March 31, 2020, as considered in the Statement which have been audited by their respective independent auditors.


The independent auditor's report on the financial statements of these entities have been furnished to us by the Management and our opinion on the Statement in so far as it relates to the amounts and disclosures included in respect of these subsidiaries is based solely on the reports of such auditors and the procedures performed by us as stated in paragraph above.

Our opinion on the Statement is not modified in respect of the above matters with respect to our reliance on the work done and the reports of the other auditors.

The comparative Ind AS financial information of the Group for the year ended March 31, 2019, included in these consolidated financial results, were audited by the predecessor auditor who expressed an unmodified opinion on those consolidated financial information on May 24, 2019


The Statement includes the results for the quarter ended March 31, 2020 being the balancing figures between the audited figures in respect of the full financial year ended March 31, 2020 and the published unaudited year-to-date figures up to the end of the third quarter of the current financial year, which were subjected to a limited review by us, as required under the Listing Regulations.

For S.R. Batliboi & Co. LLP
Chartered Accountants
ICAI Firm Registration Number: 301003E/E300005



per Kamal Agarwal
Partner
Membership No.: 058652

UDIN: 20058652AAAABN7939
Place: Kolkata
Date: June 26, 2020



Dhunseri Tea & Industries Limited

Registered Office : Dhunseri House, 4A, Woodburn Park, Kolkata 700020
CIN : L15500WB1997PLC085661

Ph: +91 33 2280 1950(Five Lines), Fax: + 91 33 2287 8350/9274

Email : mail@dhunseritea.com, Website:www.dhunseritea.com

(1) Statement of Audited Consolidated Financial Results for the Quarter and Year ended March 31, 2020

Sl. No.	Particulars	(Rs in lakhs)				
		Quarter Ended			Year Ended	
		31.03.2020	31.12.2019	31.03.2019	31.03.2020	31.03.2019
		Audited	Unaudited	Unaudited	Audited	Audited
I	Revenue from Operations	4,048.74	8,421.64	5,649.53	30,248.32	32,428.83
II	Other income	169.91	142.25	288.65	534.18	477.69
III	Total Revenue (I+II)	4,218.65	8,563.89	5,938.18	30,782.50	32,906.52
IV	Expenses					
a	Cost of Materials Consumed (Refer Note 6)	195.03	865.89	429.12	4,009.67	4,362.94
b	Purchase of stock-in-trade	21.26	-	-	660.84	-
c	Changes in inventories of finished goods	2,185.22	1,946.18	2,028.61	(768.10)	(431.44)
d	Changes in inventories of biological assets	(719.47)	117.42	(509.92)	(5.17)	(507.06)
e	Employee Benefits expense	1,511.10	3,396.95	2,293.50	11,158.39	11,421.94
f	Finance Costs	127.86	515.07	209.12	1,054.53	727.01
g	Depreciation and amortisation expense	373.80	580.95	529.56	1,948.33	1,866.15
h	Other expenses	4,017.71	1,541.43	1,369.18	13,338.09	11,312.80
	Total expenses	7,712.51	8,963.89	6,349.17	31,396.58	28,752.34
V	Profit before exceptional item and tax (III-IV)	(3,493.86)	(400.00)	(410.99)	(614.08)	4,154.18
VI	Exceptional items (Refer Note 10)	-	(53.10)	-	10,069.80	-
VII	Profit/(Loss) before tax (V+VI)	(3,493.86)	(453.10)	(410.99)	9,455.72	4,154.18
VIII	Tax expense					
	Current Tax	(990.77)	131.47	(1,023.84)	1,996.91	813.23
	Adjustment of tax relating to earlier years	10.99	-	-	10.99	-
	Deferred Tax	(42.37)	(3.42)	706.61	128.32	530.59
	Total Tax expense	(1,022.15)	128.05	(317.23)	2,136.22	1,343.82
IX	Profit after tax (VII-VIII)	(2,471.71)	(581.15)	(93.76)	7,319.50	2,810.36
X	Other Comprehensive Income(OCI)					
	Items that will not be reclassified to profit or loss					
	Remeasurements of post-employment benefit obligations	(83.00)	91.72	(32.57)	(111.88)	(113.62)
	Fair value of equity instruments	(629.24)	345.98	189.84	(204.89)	245.41
	Income tax relating to these items	110.03	(42.79)	(99.84)	54.51	(108.21)
	Items that will be reclassified to profit or loss					
	Exchange differences on translation of foreign operations	94.56	1,796.32	(974.09)	144.59	1,469.88
	Other comprehensive income/(loss) for the period / year (net of tax)	(507.65)	2,191.23	(916.66)	(117.67)	1,493.46
XI	Total comprehensive income/(loss) for the period / year (IX+X)	(2,979.36)	1,610.08	(1,010.42)	7,201.83	4,303.82
	Paid-up equity share capital (Face Value Rs 10/- each)	700.50	700.50	700.50	700.50	700.50
XII	Other Equity				81,901.62	75,065.12
XIII	Earnings per equity share (of Rs.10/- each): (*Not Annualised for the period)					
	(a) Basic & Diluted (Rs.)	(35.29)*	(8.30)*	(1.34)*	104.49	40.12



Dhunseri Tea & Industries Limited

Registered Office : Dhunseri House, 4A, Woodburn Park, Kolkata 700020
CIN : L15500WB1997PLCO05661

Ph: +91 33 2280 1950(Five Lines), Fax: +91 33 2287 8350/9274

Email : mail@dhunseritea.com, Website:www.dhunseritea.com

(2) Audited Consolidated Balance Sheet as at 31 March 2020

(Rs in lakhs)

Particulars	31.03.2020 Audited	31.03.2019 Audited
ASSETS		
(1) Non-current assets		
(a) Property, plant and equipment	74,702.24	73,994.58
(b) Right of use assets	568.83	-
(c) Capital work-in-progress	8,441.28	6,405.42
(d) Investment properties	652.59	620.72
(e) Goodwill	2,268.22	2,221.07
(f) Financial assets		
(i) Investments	3,187.91	3,581.87
(ii) Trade Receivables	396.35	-
(iii) Loans and deposits	276.53	262.98
(iv) Other financial assets	167.56	313.50
(g) Non-current tax assets (net)	231.08	118.93
(h) Other non-current assets	125.80	123.98
Total non-current assets	91,018.39	87,643.05
(2) Current assets		
(a) Inventories	5,542.21	4,851.29
(b) Biological assets other than bearer plants	1,816.71	1,791.11
(c) Financial assets		
(i) Investments - Current	8,962.55	730.35
(ii) Trade receivables	3,123.38	4,387.08
(iii) Cash and cash equivalents	914.23	626.86
(iv) Bank balances other than (iii) above	29.41	24.02
(v) Loans	12.13	5.49
(vi) Other financial assets	331.21	507.19
(d) Other current assets	1,142.19	1,723.43
	21,874.02	14,646.82
Assets held-for-sale	176.34	564.85
Total current assets	22,050.36	15,211.67
TOTAL ASSETS	1,13,068.75	1,02,854.72
EQUITY AND LIABILITIES		
Equity		
(a) Equity share capital	700.50	700.50
(b) Other equity	81,901.62	75,065.12
Total equity	82,602.12	75,765.62
Liabilities		
(1) Non-current liabilities		
(a) Financial liabilities		
(i) Borrowings	4,300.24	4,221.55
(ii) Other financial liabilities	894.32	189.59
(b) Deferred tax liabilities (net)	11,542.10	11,363.99
(c) Other non-current liabilities	287.68	191.55
Total non-current liabilities	17,024.34	15,966.68
(2) Current liabilities		
(a) Financial liabilities		
(i) Borrowings	7,195.16	4,194.00
(ii) Trade payables		
Total outstanding dues of micro enterprises and small enterprises	2.31	20.99
Total outstanding dues of creditors other than micro enterprises and small enterprises	2,714.82	2,563.31
(iii) Other financial liabilities	2,626.69	2,766.28
(b) Employee benefit obligations	538.91	376.57
(c) Current tax liabilities (net)	81.54	937.57
(d) Other current liabilities	244.86	174.70
	13,404.29	11,033.42
Liabilities classified as held for sale	38.00	89.00
Total current liabilities	13,442.29	11,122.42
TOTAL EQUITY AND LIABILITIES	1,13,068.75	1,02,854.72

(3) Consolidated Cash flow statement for the year ended March 31,2020

Particulars	(Rs in lakhs)	
	31.03.2020	31.03.2019
	Audited	Audited
A. Cash Flow From Operating Activities		
Net Profit/(Loss) before tax	9,455.72	4,154.18
Adjustments for:		
Depreciation and amortisation expense	1,948.33	1,866.15
Interest income	(41.88)	(45.46)
Income from government grant	(4.22)	(3.36)
Allowance for Doubtful Debt	70.44	-
Current Investment Written off	-	0.63
Unrealised (gain)/loss on investments classified as fair value through profit or loss	163.42	(35.23)
Realised (gain)/loss on investments classified as fair value through profit or loss	(232.22)	(27.46)
Exceptional items (Net gain on sale of investment property and sale of business of Lal Ghora and Kala Ghora Brands)	(10,069.80)	-
Finance cost	1,054.53	727.01
Liabilities no longer required written back	(48.45)	(31.17)
(Gain)/loss on disposal of property, plant and equipment	(1.04)	(0.82)
Unrealised exchange (gain)/loss	80.35	(80.06)
Exchange difference on translation of foreign currency operations	(145.90)	(91.52)
Dividend income	(20.51)	(21.32)
Operating profit/(loss) before working capital changes	2,208.77	6,411.57
Adjustments for:		
Inventories and biological assets other than bearer plants	(690.93)	(857.42)
Non-Current/Current financial and other assets	1,463.35	(718.68)
Non-Current/Current financial and other liabilities/provisions	674.24	1,321.17
Cash Generated from Operations	3,655.43	6,156.64
Taxes paid	(2,921.57)	(597.03)
Net cash inflow from operating activities	733.86	5,559.61
B. Cash flow from Investing Activities:		
Purchase of property, plant and equipment	(4,336.67)	(3,389.87)
Proceeds from disposal of property, plant and equipment	9.71	6.65
Advance received against investment property	-	89.00
Proceeds from disposal of investment property	359.49	-
Registration cost of investment property	(31.87)	(32.94)
Proceeds from sale of business of brand Lal Ghora and Kala Ghora	10,101.00	-
Purchase of current investment	(33,258.42)	(1,275.00)
Proceeds from sale of current investment	24,829.93	1,659.74
Purchase of non-current investments	(6,107.44)	(3,375.34)
Proceeds from sale of non-current investment	6,036.92	3,189.73
Interest received on Bonds	524.65	-
Investment in subsidiary	-	(35.02)
Government Grant Received	77.71	58.92
Investment in fixed deposits	100.00	-
Dividend received	20.51	21.32
Interest received	48.61	48.04
Net cash outflow from investing activities	(1,625.87)	(3,034.77)
C. Cash flow from Financing Activities		
Payment towards rights to use of assets	159.83	-
Dividends paid (including tax thereon)	(422.24)	(675.59)
Finance cost paid	(1,039.54)	(779.18)
Proceeds from		
- Short term borrowings	3,544.14	2,780.89
Repayment of		
- Long term borrowings	(1,064.65)	(923.28)
- Short term borrowings	-	(2,797.21)
Net cash outflow from financing activities	1,177.54	(2,394.37)
Net (decrease)/increase in cash and cash equivalents	285.53	130.47
Exchange difference on translation of foreign currency cash and cash equivalent	1.84	16.15
Cash and cash equivalents at the beginning of the year	626.86	480.24
Cash & cash equivalents at the end of the year	914.23	626.86

(4) Consolidated Segment information

Sl. No.	Particulars	(Rs in lakhs)				
		Quarter Ended			Year Ended	
		31.03.2020	31.12.2019	31.03.2019	31.03.2020	31.03.2019
		Audited	Unaudited	Unaudited	Audited	Audited
i	Segment Revenue					
	a) India	2,223.45	5,367.94	3,580.66	17,737.86	18,081.27
	b) Rest of the world	1,825.29	3,053.70	2,068.87	12,510.46	14,347.56
	Total Revenue from operations	4,048.74	8,421.64	5,649.53	30,248.32	32,428.83
ii	Segment Results					
	a) India	(3,371.83)	147.10	(1,971.65)	(1,370.00)	280.04
	b) Rest of the world	(164.08)	(174.28)	1,481.13	1,276.27	4,123.46
	Total Segment profit before exceptional item, Interest and tax	(3,535.91)	(27.18)	(490.52)	(93.73)	4,403.50
	Finance Costs	127.86	515.07	209.12	1,054.53	727.01
	Other income	169.91	142.25	288.65	534.18	477.69
	Exceptional items	-	(53.10)	-	10,069.80	-
	Profit before tax	(3,493.86)	(453.10)	(410.99)	9,455.72	4,154.18
	Tax Expense	(1,022.15)	128.05	(317.23)	2,136.22	1,343.82
	Profit after tax	(2,471.71)	(581.15)	(93.76)	7,319.50	2,810.36
iii	Segment Assets					
	a) India	58,012.82	62,054.96	58,629.11	58,012.82	58,629.11
	b) Rest of the world	40,902.27	41,358.57	37,924.25	40,902.27	37,924.25
	c) Unallocated	14,153.66	15,116.13	6,301.36	14,153.66	6,301.36
	Total	1,13,068.75	1,18,529.66	1,02,854.72	1,13,068.75	1,02,854.72
iv	Segment Liabilities					
	a) India	3,716.39	3,024.57	3,535.40	3,716.39	3,535.40
	b) Rest of the world	2,228.55	2,040.16	1,498.33	2,228.55	1,498.33
	c) Unallocated	24,521.69	27,935.64	22,055.37	24,521.69	22,055.37
	Total	30,466.63	33,000.37	27,089.10	30,466.63	27,089.10

- (5) The above audited consolidated financial results of the Group for the quarter and year ended 31st March, 2020 have been reviewed by the Audit Committee and thereafter approved by the Board of Directors at their respective meetings held on 26th June, 2020
- (6) Cost of Materials consumed represents Green Leaf purchased.
- (7) The Board of Directors has recommended a dividend of 25% (Rs.2.50 per equity share of Rs. 10/- each) for the year 2019-20, subject to the approval of the shareholders in the ensuing Annual General Meeting.
- (8) In view of the lockdown across the country due to COVID-19, the operations of the Parent Company tea estates located in Assam were adversely impacted during March and April, 2020. The shutdown resulted in delay and disruptions in production and sales operations of the Parent Company due to restriction on labour deployment and logistical issues. The operations have now stabilised. The Parent Company has assessed the recoverability and carrying values of its assets comprising property, plant and equipment, inventories, receivables and other current assets as at the balance sheet date i.e. 31st March, 2020 and on the basis of such evaluation, has concluded that no material adjustments are required to be considered in the standalone financial results for 2019-20. The Parent Company is taking all the necessary steps and precautionary measures to ensure smooth functioning of its operations and also to ensure the safety and well-being of all its employees. The subsidiaries of the Parent Company have also been affected by the impact of COVID-19 pandemic that has resulted in lockdown in the global economy. Based on the assessment of the local management, this pandemic is not expected to have a significant adverse impact on the smooth operations of the subsidiaries.
- (9) The Group has adopted Ind AS 116 "Leases" effective 1st April, 2019, as notified by the Ministry of Corporate Affairs (MCA) vide Companies (Indian Accounting Standard), Amendment Rules, 2019, using the modified retrospective method. This has resulted in recognizing right-of-use asset at an amount equal to the adjusted lease liability as at April 1, 2019. The adoption of this Standard did not have any material impact on the profit for the quarter and year ended 31st March, 2020.
- (10) Exceptional items represents net gain on sale of land at Jaipur, Rajasthan (Included under "Assets held-for-sale" for the year ended March 31, 2020) and net gain on transfer of branded tea business namely Lal Ghora and Kala Ghora to Tata Global Beverages Limited.
- (11) The Figures of the last quarter for the current year and the previous year are the balancing figures in respect of the full financial year ended 31st March and the unaudited published year to date figures upto third quarter ended 31st December, which were subject to limited review.
- (12) Previous period figures have been regrouped/rearranged wherever necessary.

For and on behalf of Board of Directors

CHANDRA KUMAR
DHANUKA

C. K. Dhanuka
Chairman & Managing Director

Place: Kolkata
Date: 26th June 2020