



Dhunseri[®]

Dhunseri Tea & Industries Limited

(Formerly : DHUNSERI SERVICES LIMITED) CIN : L15500WB1997PLC085661

Registered Office : Dhunseri House, 4A, Woodburn Park, Kolkata 700020

Ref.No.DTIL/108/2016/ 3868

20.01.2016

BSE Limited
Phiroze-Jeejeebhoy Towers,
Dalal Street,
Mumbai-400 001

Fax No. : 022-22722037/39/41/61
022-22723121/3719

Scrip Code: 538902

National Stock Exchange of India Ltd.,
Exchange Plaza,,C-1, Block G, 5th Floor
Bandra Kurla Complex,
Bandra (E),
Mumbai-400051

Fax No. : 022-26598237/38

Symbol : DTIL

Dear Sirs,

Sub: Shareholding Pattern for quarter ended 31st December, 2015.

Pursuant to Clause 31(1)(b) of SEBI (Listing Obligation and Disclosure Requirements) Regulation, 2015, please find enclosed the Shareholding Pattern of the Company for quarter ended 31st December, 2015.

Thanking you,

Yours faithfully,
For DHUNSERI TEA & INDUSTRIES LTD.

(R. MAHADEVAN)
Company Secretary

Encl: as above.

Format of holding of specified securities

1. Name of Listed Entity: DHUNSERI TEA & INDUSTRIES LTD (CIN:L15500WB1997PLC085661)
2. Scrip Code 538902 Name of Scrip DTL, - Class of Security Equity
3. Share Holding Pattern Filed under : Reg. 31(1)(a)/Reg. 31(1)(b)/Reg. 31(1)(c)
 - a. If under 31 (1)(b) then indicate the report for Quarter ending: 31/12/2015
 - b. If under 31(1)(c) then indicate date of allotment/extinguishment

4. **Declaration :** The Listed entity is required to submit the following declaration to the extent of submission of information :-

Particulars	Yes*	No*
1 Whether the Listed Entity has issued any partly paid up shares?		No
2 Whether the Listed Entity has issued any Convertible Securities or Warrants?		No
3 Whether the Listed Entity has any shares against which depository receipts are issued?		No
4 Whether the Listed Entity has any shares in Locked-in?		No
5 Whether any shares held by promoters are pledge or otherwise encumbered?		No

* If the Listed Entity selects the option 'No' for the questions above, the column for the partly paid up shares, Outstanding Convertible Securities/Warrants, depository receipts, locked-in shares, No of shares pledged or otherwise encumbered by promoters, as applicable, shall not be displayed at the time of dissemination on the Stock Exchange website. Also wherever there is 'No' declared by Listed Entity in above table the values will be considered as 'Zero' by default on submission of the format of holding of specified securities.

5. The tabular format for disclosure of holding of specified securities is as follows:-






Table I - Summary Statement holding of specified securities as on 31/12/2015

(A)	Category of shareholder (I)	Nos. of shares (II)	No. of fully paid up equity shares held (IV)	No. of Partly paid-up equity shares held (V)	No. of shares underlying Depository Receipts (VI)	Total nos. shares held (VII)=(IV)+(V)+(VI)	Shareholding as a % of total no. of shares (calculated as per SCRR, 1957) (VIII) As a % of (A+B+C2)	Number of Voting Rights held in each class of securities (IX)			No. of shares underlying outstanding convertible securities (including Warrants) (X)	Shareholding as a % assuming convertible securities (as a percentage of diluted share capital) (XI)=(VII)+(X) As a % of (A+B+C2)	Number of Locked in shares (XII)		Number of shares pledged or otherwise encumbered (XIII)		Number of dematerialized shares held in form (XIV)
								Class eg: x	Class eg: y	Total			As a % of total shares held (b)	No. (a)	As a % of total shares held (b)	No. (a)	
(A)	Promoter & Promoter group	19	4292333	0	0	4292333	61.2757	4292333	0	4292333	61.2757	0	0.0000	0	0.0000	4292333	
(B)	Public	22045	2712618	0	0	2712618	38.7243	2712618	0	2712618	38.7243	0	0.0000	NA	0	2627079	
(C)	Non Promoter - Non Public													NA			
(C1)	Shares underlying DRS						NA							NA			
(C2)	Shares held by Employee Trusts													NA			
	Total	22064	7004951	0	0	7004951	100.0000	7004951	0	7004951	100.0000	0				6919412	



DHUNSERI TEA & INDUSTRIES LTD
Table II - Statement Showing shareholding pattern of the Promoter and Promoter Group as on 31/12/2015


(1) Category & Name of the Shareholders (I)	(II) PAN	(III) Nos of sharehold ers	(IV) No. of fully paid up equity shares held	(V) Partly paid-up equity shares held	(VI) Nos. of underlying Depository Receipts	(VII) Total nos shares held (V)+(VI)	(VIII) Sharehold ing % calculated as per SCRR, 1957) As a % of (A+B+C2)	Number of Voting Rights held in each class of securities (IX)			(X) Total as a % of Voting rights	(XI) No of underlying convertible securities (including Warrants)	(XII) Shareholdin g as a % assuming full conversion of convertible securities (as a percentage of diluted capital) As a % of (XI)+(XII)	(a) No of Locked in shares	(b) As a % of total shares held	(a) No of shares encumbered (XIII)	(b) As a % of total shares held	(XIV) Number of demateriali zed shares held in equity shares form
								Class x	Class y	Total								
(a) Indian Individuals/Hindu undivided Family		11	181476	0	0	181476	2.5907	181476	0	181476	2.5907	0	0	0.0000	0	0.0000	181476	
CHANDRA KUMAR DHANUKA		1	80000	0	0	80000	1.1420	80000	0	80000	1.1420	0	0	0.0000	0	0.0000	80000	
KARTA OF SHANKARLAL		1	28000	0	0	28000	0.3997	28000	0	28000	0.3997	0	0	0.0000	0	0.0000	28000	
CHANDRA KUMAR (HUF)		1	28000	0	0	28000	0.3997	28000	0	28000	0.3997	0	0	0.0000	0	0.0000	28000	
CHANDRA KUMAR DHANUKA		2	23184	0	0	23184	0.3310	23184	0	23184	0.3310	0	0	0.0000	0	0.0000	23184	
MIRGANK DHANUKA		2	23184	0	0	23184	0.3310	23184	0	23184	0.3310	0	0	0.0000	0	0.0000	23184	
ARUNA DHANUKA		1	16502	0	0	16502	0.2356	16502	0	16502	0.2356	0	0	0.0000	0	0.0000	16502	
CHANDRA KUMAR DHANUKA		1	9400	0	0	9400	0.1342	9400	0	9400	0.1342	0	0	0.0000	0	0.0000	9400	
CHANDRA KUMAR DHANUKA		1	9400	0	0	9400	0.1342	9400	0	9400	0.1342	0	0	0.0000	0	0.0000	9400	
MIRGANK DHANUKA		1	9104	0	0	9104	0.1300	9104	0	9104	0.1300	0	0	0.0000	0	0.0000	9104	
TARULIKA KHAITAN		1	8000	0	0	8000	0.1142	8000	0	8000	0.1142	0	0	0.0000	0	0.0000	8000	
TARULIKA KHAITAN		1	8000	0	0	8000	0.1142	8000	0	8000	0.1142	0	0	0.0000	0	0.0000	8000	
CHANDRA KUMAR DHANUKA		1	4000	0	0	4000	0.0571	4000	0	4000	0.0571	0	0	0.0000	0	0.0000	4000	
CHANDRA KUMAR DHANUKA		1	4000	0	0	4000	0.0571	4000	0	4000	0.0571	0	0	0.0000	0	0.0000	4000	
Central Government/State Government(s)		1	2400	0	0	2400	0.0343	2400	0	2400	0.0343	0	0	0.0000	0	0.0000	2400	
Central Government/State Government(s)		1	886	0	0	886	0.0126	886	0	886	0.0126	0	0	0.0000	0	0.0000	886	
(b) Financial Institutions/Banks																		
(c) Any Other (specify)																		
(d) Bodies Corporate		8	4110857	0	0	4110857	58.6850	4110857	0	4110857	58.6850	0	0	0.0000	0	0.0000	4110857	
DHUNSERI INVESTMENTS LIMITED	AAABCD8742Q	2	3122856	0	0	3122856	44.5807	3122856	0	3122856	44.5807	0	0	0.0000	0	0.0000	3122856	
NAGA DHUNSERI GROUP LIMITED	AABCN0997R	2	615751	0	0	615751	8.7902	615751	0	615751	8.7902	0	0	0.0000	0	0.0000	615751	
MINT INVESTMENTS LIMITED	AADCM7416N	2	296425	0	0	296425	4.2316	296425	0	296425	4.2316	0	0	0.0000	0	0.0000	296425	
TRIMPLEX INVESTMENTS LIMITED	AABCT1470B	1	57625	0	0	57625	0.8226	57625	0	57625	0.8226	0	0	0.0000	0	0.0000	57625	
MADHUTING TEA PRIVATE LIMITED	AADCM3395E	1	18200	0	0	18200	0.2598	18200	0	18200	0.2598	0	0	0.0000	0	0.0000	18200	
Sub Total		19	4292333	0	0	4292333	61.2757	4292333	0	4292333	61.2757	0	0	0.0000	0	0.0000	4292333	
(2) Foreign Individuals (Non-Resident Individuals/Foreign Individuals)																		
(a) Government																		
(b) Institutions																		
(c) Foreign Portfolio Investor																		
(d) Any Other (specify)																		
(e) Sub Total		0	0	0	0	0	0.0000	0	0	0	0.0000	0	0	0.0000	0	0.0000	0	
Total Shareholding of Promoter and Promoter Group		19	4292333	0	0	4292333	61.2757	4292333	0	4292333	61.2757	0	0	0.0000	0	0.0000	4292333	





Category & Name of the Shareholders (I)	PAN (II)	Nos. of sharehold ers (III)	No. of fully paid up equity shares held (IV)	Partly paid-up equity shares held (V)	Nos. of shares underlying Depository Receipts (VI)	Total nos. shares held (VII)=(IV)+(V)+(VI)	Sharehol ding % calculate d as per SCRR, 1957) As a % of (A+B+C2) (VIII)	Number of Voting Rights held in each class of securities (IX)		Total as a % of Total Voting rights (X)	No of Underlying securities (including convertible securities (X1)=(VII)+(X)) As a % of A+B+C2)	Shareholding as a % assuming full conversion of convertible securities (as a percentage of diluted share capital) (X1)=(VII)+(X) As a % of A+B+C2)	Number of Locked in shares (XII)	Number of shares pledged or otherwise encumbered (XIII)	Number of As a % of total equity shares held in demateria lized form (XIV)
								Class x	Class y						
(1) Institutions															
(a) Mutual Funds / UTI		2	4192	0	0	4192	0.0598	4192	0	4192	0.0598	0	0.0000	NA	4192
(b) Venture Capital Funds															
(c) Alternate Investment Funds															
(d) Foreign Venture Capital Investors															
(e) Foreign Portfolio Investors															
(f) Financial Institutions / Banks		13	844	0	0	844	0.0120	844	0	844	0.0120	0	0.0000	NA	431
(g) Insurance Companies		4	436221	0	0	436221	6.2273	436221	0	436221	6.2273	0	0.0000	NA	436221
	THE NEW INDIA ASSURANCE COMPANY LIMITED GENERAL INSURANCE CORPORATION OF INDIA	1	188236	0	0	188236	2.6872	188236	0	188236	2.6872	0	0.0000	NA	188236
	AAACN4165C	1	188236	0	0	188236	2.6872	188236	0	188236	2.6872	0	0.0000	NA	188236
	AAACG0615N	1	144000	0	0	144000	2.0557	144000	0	144000	2.0557	0	0.0000	NA	144000
(h) Provident Funds / Pension Funds															
(i) Any Other (specify)															
	Sub Total	19	441257	0	0	441257	6.2992	441257	0	441257	6.2992	0	0.0000	NA	440844
(2) Central Government / State Government(s) / President of India		2	235	0	0	235	0.0034	235	0	235	0.0034	0	0.0000	NA	200
(3) Non-Institutions															
(a) Individuals-															
	i. Individual shareholders holding nominal share capital upto Rs.2 lakhs	21340	942539	0	0	942539	13.4553	942539	0	942539	13.4553	0	0.0000	NA	861641
	ii. Individual shareholders holding nominal share capital in excess of Rs.2 lakhs	2	77721	0	0	77721	1.1095	77721	0	77721	1.1095	0	0.0000	NA	77721
(b) NBFCS registered with RBI		3	357	0	0	357	0.0051	357	0	357	0.0051	0	0.0000	NA	357
(c) Employee Trusts															
(d) Overseas Depositories (holding DRs) (balancing figure)															
(e) Any Other (specify)															
	Bodies Corporate	400	769018	0	0	769018	10.9782	769018	0	769018	10.9782	0	0.0000	NA	766740

Category & Name of the Shareholders (I)	PAN (II)	Nos. of equity shares held (III)	No. of fully paid up equity shares held (IV)	Partly paid-up equity shares held (V)	Nos. of shares Depository Receipts (VI)	Total nos. shares held (VII)=(IV)+(V)+(VI)	Shareholding % calculate as per SCRR, 1957) As a % of (A+B+C2) (VIII)	Number of Voting Rights held in each class of securities (IX)		Total as a % of Total Voting rights (X)	No of shares underlying convertible securities (as a percentage of diluted share capital) (XI)=(VII)+(X)	Shareholding as a % assuming full conversion of convertible securities (as a percentage of diluted share capital) (XII)=(VII)+(X)+(XI)	Number of Locked in shares (XIII)	Number of shares pledged or otherwise encumbered (XIII)	As a % of total equity shares held in dematerialized form (XIV)
								Class x	Class y Total						
PAN EMAMI COSMED LTD WEST BENGAL INDUSTRIAL DEVELOPMENT CORPORATION	AABCP5150G	1	340000	0	0	340000	4.8537	340000	0	340000	4.8537	0	0.0000	NA	340000
LTD	AAACW3043Q	1	183000	0	0	183000	2.6124	183000	0	183000	2.6124	0	0.0000	NA	183000
GYAN TRADERS LIMITED	AABCG2656C	1	83537	0	0	83537	1.1925	83537	0	83537	1.1925	0	0.0000	NA	83537
Clearing Member		95	26800	0	0	26800	0.3826	26800	0	26800	0.3826	0	0.0000	NA	26800
Non Resident Individual		169	26250	0	0	26250	0.3747	26250	0	26250	0.3747	0	0.0000	NA	24632
Trusts		4	1771	0	0	1771	0.0253	1771	0	1771	0.0253	0	0.0000	NA	1740
Foreign Company		1	426183	0	0	426183	6.0840	426183	0	426183	6.0840	0	0.0000	NA	426183
INTERNATIONAL FINANCE CORPORATION	EXEMPTCATG	1	426183	0	0	426183	6.0840	426183	0	426183	6.0840	0	0.0000	NA	426183
Foreign National		10	487	0	0	487	0.0070	487	0	487	0.0070	0	0.0000	NA	221
Sub Total		22024	2271126	0	0	2271126	32.4217	2271126	0	2271126	32.4217	0	0.0000	NA	2186035
Total Public Shareholding		22045	2712618	0	0	2712618	38.7243	2712618	0	2712618	38.7243	0	0.0000	NA	2627079
(B)=(B)(1)+(B)(2)+(B)(3)															



(1) Category & Name of the Shareholders (I) Custodian / DR Holder	(2) PAN (II)	(3) No of sharehold ers (III)	(4) No. of fully paid up equity shares held (IV)	(5) Partly paid- up equity shares held (V)	(6) Nos. of shares underlying Depository Receipts (VI)	(7) Total nos. share s held (VII)=(IV) + (V)+(VI)	(8) Sharehol ding % calculate d as per SCRR, 1957) As a % of (A+B+C2 (VIII)	(9) Number of Voting Rights held in each class of securities (IX)			(10) Total Shareholding as a % assuming full conversion of convertible securities (as a percentage of diluted share capital) (XI)=(VII)+(X) As a % of A+B+C2)	(11) Number of Locked in shares (XII)	(12) Number of shares pledged or otherwise encumbered (XIII)		(13) As a % of total share	(14) Number of shares held in dematerializ ed form (XIV)
								Class x	Class y	Total			No. (a)	As a % of total (b)		
(1) Employee Benefit Trust (under SEBI (Share based Employee Benefit) Regulations, 2014)								0	0	0	0	0	0	0	0	0
(2) Total Non Promoter - Non Public Shareholding (C)=(C)(1)+(C)(2)								0	0	0	0	0	0	0	0	0

