


Independent Auditor's Review Report on the Quarterly and Year to Date Unaudited Standalone Financial Results of the Company Pursuant to the Regulation 33 of the SEBI (Listing Obligations and Disclosure Requirements) Regulations, 2015, as amended**Review Report to
The Board of Directors
Dhunseri Tea & Industries Limited**

1. We have reviewed the accompanying statement of unaudited standalone financial results of Dhunseri Tea & Industries Limited (the "Company") for the quarter ended December 31, 2024 and year to date from April 1, 2024 to December 31, 2024 (the "Statement") attached herewith, being submitted by the Company pursuant to the requirements of Regulation 33 of the SEBI (Listing Obligations and Disclosure Requirements) Regulations, 2015, as amended (the "Listing Regulations").
2. The Company's Management is responsible for the preparation of the Statement in accordance with the recognition and measurement principles laid down in Indian Accounting Standard 34, (Ind AS 34) "Interim Financial Reporting" prescribed under Section 133 of the Companies Act, 2013 as amended, read with relevant rules issued thereunder and other accounting principles generally accepted in India and in compliance with Regulation 33 of the Listing Regulations. The Statement has been approved by the Company's Board of Directors. Our responsibility is to express a conclusion on the Statement based on our review.
3. We conducted our review of the Statement in accordance with the Standard on Review Engagements (SRE) 2410, "Review of Interim Financial Information Performed by the Independent Auditor of the Entity" issued by the Institute of Chartered Accountants of India. This standard requires that we plan and perform the review to obtain moderate assurance as to whether the Statement is free of material misstatement. A review of interim financial information consists of making inquiries, primarily of persons responsible for financial and accounting matters, and applying analytical and other review procedures. A review is substantially less in scope than an audit conducted in accordance with Standards on Auditing and consequently does not enable us to obtain assurance that we would become aware of all significant matters that might be identified in an audit. Accordingly, we do not express an audit opinion.
4. Based on our review conducted as above, nothing has come to our attention that causes us to believe that the accompanying Statement, prepared in accordance with the recognition and measurement principles laid down in the aforesaid Indian Accounting Standards ('Ind AS') specified under Section 133 of the Companies Act, 2013 as amended, read with relevant rules issued thereunder and other accounting principles generally accepted in India, has not disclosed the information required to be disclosed in terms of the Listing Regulations, including the manner in which it is to be disclosed, or that it contains any material misstatement.

For S.R. BATLIBOI & Co. LLP

Chartered Accountants

ICAI Firm registration number: 301003E/E300005

**per Sanjay Kumar Agarwal**

Partner

Membership No.: 060352

UDIN: 25060352BMOBFK3372

Kolkata

February 12, 2025





Dhunseri Tea & Industries Limited

Registered Office : Dhunseri House, 4A, Woodburn Park, Kolkata 700020
CIN : L15500WB1997PLC085661

Ph: +91 33 2280 1950(Five Lines), Fax: + 91 33 2287 8350/9274

Email : mail@dhunseritea.com, Website:www.dhunseritea.com

Statement of Unaudited Standalone Financial Results for the quarter and nine months ended December 31, 2024

(All amounts in Rs. lakhs unless otherwise stated)


Sl. No.	Particulars	Three months ended 31/12/2024	Three months ended 30/09/2024	Three months ended 31/12/2023	Nine months ended 31/12/2024	Nine months ended 31/12/2023	Year ended 31/03/2024
		(Unaudited)	(Unaudited)	(Unaudited)	(Unaudited)	(Unaudited)	(Audited)
I	Revenue from operations	9,960.78	12,863.15	9,464.88	29,934.73	26,460.11	29,701.79
II	Other income	76.96	68.61	65.83	220.91	839.91	963.56
III	Total Income (I+II)	10,037.74	12,931.76	9,530.71	30,155.64	27,300.02	30,665.35
IV	Expenses :						
	(a) Cost of materials consumed (Refer Note 2)	-	-	315.61	-	1,984.38	2,012.85
	(b) Purchases of Stock-in-Trade	-	-	109.19	60.63	418.13	710.97
	(c) Changes in inventories of finished goods	3,155.47	(1,677.21)	2,694.11	(517.59)	(1,115.08)	809.12
	(d) Changes in inventories of biological assets (Refer Note 2)	466.85	(205.56)	266.07	91.32	106.49	15.17
	(e) Employee benefits expense	5,225.81	7,535.57	5,712.56	18,603.13	17,840.58	21,697.33
	(f) Finance costs	267.26	263.23	172.10	787.58	550.58	758.21
	(g) Depreciation and amortisation expense	329.10	344.51	321.36	1,017.74	953.57	1,327.75
	(h) Power and Fuel Expenses	754.53	939.84	870.68	2,410.04	3,066.63	3,475.08
	(i) Other expenses	1,548.42	1,878.52	1,594.73	5,032.24	5,520.93	7,563.82
	Total expenses	11,747.44	9,078.90	12,056.41	27,485.09	29,326.21	38,370.30
V	Profit/(Loss) before exceptional items and tax (III-IV)	(1,709.70)	3,852.86	(2,525.70)	2,670.55	(2,026.19)	(7,704.95)
VI	Exceptional items (Refer Note 5)	1,574.00	-	-	1,574.00	436.19	1,101.93
VII	Profit/(Loss) before tax (V+VI)	(135.70)	3,852.86	(2,525.70)	4,244.55	(1,590.00)	(6,603.02)
VIII	Tax expense (Refer Note 4)						
	- Current tax charge	(183.69)	859.25	-	675.56	-	15.98
	- Deferred tax charge/(credit)	(459.43)	241.94	(144.78)	(98.11)	(99.53)	(545.77)
	Total tax expense/(credit)	(643.12)	1,101.19	(144.78)	577.45	(99.53)	(529.79)
IX	Profit/(Loss) after tax (VII-VIII)	507.42	2,751.67	(2,380.92)	3,667.10	(1,490.47)	(6,073.23)
X	Other comprehensive income						
	Items that will not be reclassified to profit or loss						
	(i) Remeasurement gain/(loss) on defined benefit plans	69.02	96.73	(502.44)	207.07	(463.62)	950.38
	Tax impact on above	(19.36)	(27.05)	57.57	(58.01)	46.67	(266.65)
	(ii) Net gain/(loss) on fair valuation/sale of equity instruments through other comprehensive income	(101.81)	163.35	(1.54)	228.55	166.38	493.76
	Tax impact on above	14.56	(23.36)	19.84	(32.68)	(28.37)	(119.83)
	Other comprehensive income/(loss) [net of tax]	(37.59)	209.67	(426.57)	344.93	(278.94)	1,057.66
XI	Total comprehensive income/(loss) (IX+X)	469.83	2,961.34	(2,807.49)	4,012.03	(1,769.41)	(5,015.57)
XII	Paid-up equity share capital (Face Value Rs 10/- each)	1,050.74	1,050.74	1,050.74	1,050.74	1,050.74	1,050.74
XIII	Other equity						52,444.75
XIV	Earnings per share						
	Basic and Diluted earnings/(loss) per share [Face Value of Rs. *Not annualised]	Rs. 4.83*	Rs. 26.19*	Rs. (22.66)*	Rs. 34.90*	Rs. (14.18)*	Rs. (57.80)



- (1) The above results for the quarter and nine months ended December 31, 2024, were reviewed and approved by the Audit Committee / Board of Directors at their meeting held on February 12, 2025.
The financial results of the Company have been prepared in accordance with the Indian Accounting Standards ('Ind AS') as prescribed under Section 133 of the Companies Act, 2013 read with the Companies (Indian Accounting Standards) Rules, 2015, as amended.
- (2) Cost of Materials consumed represents Green tea leaves purchased. Biological assets represents unplucked green tea leaves other than bearer plants.
- (3) The Committee Members (as empowered by the Board) at their meeting held on July 18, 2024 had decided to sell Specified Assets (i.e., Land, Bearer Plant, Building, Plant & Machinery, Vehicles and Furniture) of Dilli Tea Estate for consideration of Rs 3500 lakhs, subject to adjustment for value of current assets and current liabilities for which final sale agreement has been executed on January 24, 2025 after completion of necessary due diligence by the buyer. The said assets have been classified as Assets held for Sale in the previous quarter.
- (4) The Company is engaged in the integrated process of growing, harvesting, manufacturing and sale of tea during the year/quarter and has identified it as the only operating segment. Further, the cultivation and production of tea being seasonal in nature, the performance of the Company varies from quarter to quarter and the results of the quarter as such are not representative of the expected annual performance of the Company. Considering this, the Company has reassessed its tax provision and resultant impact is given in the tax expense for the quarter.
- (5) Exceptional items during the quarter and nine months ended December 31, 2024 represents gain amounting to Rs. 1,574 lakhs arising on transfer of specified leased assets of Jaipur Packet Factory. Exceptional items in the previous year represents profit on sale of specified assets of Shivani Tea Factory, Hatibari Tea Factory and loss on sale of Investment property at Bikaner.

Place: Kolkata
Date: February 12, 2025

For and on behalf of Board of Directors



C. K. Dhanuka
Chairman & Managing Director



Independent Auditor's Review Report on the Quarterly and Year to Date Unaudited Consolidated Financial Results of the Company Pursuant to the Regulation 33 of the SEBI (Listing Obligations and Disclosure Requirements) Regulations, 2015, as amended**Review Report to
The Board of Directors
Dhunseri Tea & Industries Limited**

1. We have reviewed the accompanying Statement of Unaudited Consolidated Financial Results of Dhunseri Tea & Industries Limited (the "Holding Company") and its subsidiaries (the Holding Company and its subsidiaries together referred to as "the Group") for the quarter ended December 31, 2024 and year to date from April 1, 2024 to December 31, 2024 (the "Statement") attached herewith, being submitted by the Holding Company pursuant to the requirements of Regulation 33 of the SEBI (Listing Obligations and Disclosure Requirements) Regulations, 2015, as amended (the "Listing Regulations").
2. The Holding Company's Management is responsible for the preparation of the Statement in accordance with the recognition and measurement principles laid down in Indian Accounting Standard 34, (Ind AS 34) "Interim Financial Reporting" prescribed under Section 133 of the Companies Act, 2013 as amended, read with relevant rules issued thereunder and other accounting principles generally accepted in India and in compliance with Regulation 33 of the Listing Regulations. The Statement has been approved by the Holding Company's Board of Directors. Our responsibility is to express a conclusion on the Statement based on our review.
3. We conducted our review of the Statement in accordance with the Standard on Review Engagements (SRE) 2410, "Review of Interim Financial Information Performed by the Independent Auditor of the Entity" issued by the Institute of Chartered Accountants of India. This standard requires that we plan and perform the review to obtain moderate assurance as to whether the Statement is free of material misstatement. A review of interim financial information consists of making inquiries, primarily of persons responsible for financial and accounting matters, and applying analytical and other review procedures. A review is substantially less in scope than an audit conducted in accordance with Standards on Auditing and consequently does not enable us to obtain assurance that we would become aware of all significant matters that might be identified in an audit. Accordingly, we do not express an audit opinion.

We also performed procedures in accordance with the Master Circular issued by the Securities and Exchange Board of India under Regulation 33(8) of the Listing Regulations, to the extent applicable.

4. The Statement includes the results of the following entities:

Entity name	Relationship
Dhunseri Tea & Industries Limited	Holding Company
Dhunseri Petrochem & Tea Pte. Ltd. (DPTPL)	Direct subsidiary
Kawalazi Estate Company Limited (KECL)	Subsidiary of DPTPL
Dhunseri Mauritius Pte Limited (DMPL)	Subsidiary of DPTPL
Makandi Tea and Coffee Estates Limited (MTCEL)	Subsidiary of DPTPL
A M Hendersons and Sons Limited	Subsidiary of MTCEL
Chiwale Estate Management Services Limited	Subsidiary of MTCEL
Ntimabi Estate Limited	Subsidiary of MTCEL

5. Based on our review conducted and procedures performed as stated in paragraph 3 above and based on the consideration of the review reports of other auditors referred to in paragraph 6 below, nothing has come to our attention that causes us to believe that the accompanying Statement, prepared in accordance with recognition and measurement principles laid down in the aforesaid Indian Accounting Standards ('Ind AS') specified under Section 133 of the Companies Act, 2013, as amended, read with relevant rules issued thereunder and other accounting principles generally accepted in India, has not disclosed the information required to be disclosed in terms of the Listing



S.R. BATLIBOI & Co. LLP

Chartered Accountants

Regulations, including the manner in which it is to be disclosed, or that it contains any material misstatement.

6. The accompanying Statement includes the unaudited interim financial results and other financial information, in respect of 6 subsidiaries, whose unaudited interim financial results include total revenues of Rs 2,323.70 lakhs and Rs 9,958.96 lakhs, total net loss after tax of Rs. 666.10 lakhs and Rs. 2,027.74 lakhs, total comprehensive loss of Rs. 666.10 lakhs and Rs. 2,027.74 lakhs, for the quarter ended December 31, 2024, and the period ended on that date respectively, as considered in the Statement which have been reviewed by their respective independent auditors.

The independent auditor's reports on interim financial results of these entities have been furnished to us by the management and our conclusion on the Statement, in so far as it relates to the amounts and disclosures in respect of these subsidiaries is based solely on the report of such auditors and procedures performed by us as stated in paragraph 3 above.

7. The accompanying Statement includes unaudited interim financial results and other unaudited financial information in respect of 1 subsidiary, whose interim financial results and other financial information reflect total revenues of Rs Nil and Rs Nil, total net profit after tax of Rs. 0.12 lakhs and Rs. 51.42 lakhs, total comprehensive income of Rs. 0.12 lakhs and Rs. 51.42 lakhs, for the quarter ended December 31, 2024, and the period ended on that date respectively.


The unaudited interim financial results and other unaudited financial information of this subsidiary have not been reviewed by their auditor and have been approved and furnished to us by the management and our conclusion on the Statement, in so far as it relates to the affairs of this subsidiary is based solely on such unaudited interim financial results and other unaudited financial information. According to the information and explanations given to us by the management, these interim financial results are not material to the Group.

Our conclusion on the Statement in respect of matters stated in para 6 and 7 above is not modified with respect to our reliance on the work done and the reports of the other auditors and the financial results certified by the Management.

For S.R. BATLIBOI & Co. LLP

Chartered Accountants

ICAI Firm registration number: 301003E/E300005



per Sanjay Kumar Agarwal

Partner

Membership No.: 060352

UDIN: 25060352BMOBFL8103



Kolkata

February 12, 2025



Dhunseri Tea & Industries Limited

Registered Office : Dhunseri House, 4A, Woodburn Park, Kolkata 700020
CIN : L15500WB1997PLC085661

Ph: +91 33 2280 1950(Five Lines), Fax: + 91 33 2287 8350/9274

Email : mail@dhunseritea.com, Website:www.dhunseritea.com

Statement of Unaudited Consolidated Financial Results for the quarter and nine months period ended December 31, 2024

(Rupees in lakhs unless stated otherwise)

Sl. No.	Particulars	Three months ended	Three months ended	Three months ended	Nine months ended	Nine months ended	Year ended
		31/12/2024	30/09/2024	31/12/2023	31/12/2024	31/12/2023	31/03/2024
		(Unaudited)	(Unaudited)	(Unaudited)	(Unaudited)	(Unaudited)	(Audited)
I	Revenue from operations	12,244.95	16,756.73	11,533.22	38,793.79	34,978.25	39,542.15
II	Other income	78.40	78.57	90.51	232.31	915.91	1,032.13
III	Total Income (I+II)	12,323.35	16,835.30	11,623.73	39,026.10	35,894.16	40,574.28
IV	Expenses:						
a	Cost of materials consumed (Refer Note 3)	171.13	85.77	353.39	391.94	2,208.19	2,398.87
b	Purchase of Stock-in-Trade	-	-	109.19	60.63	418.13	710.97
c	Changes in inventories of finished goods	3,836.55	(1,159.48)	4,021.81	(958.78)	(1,016.32)	619.12
d	Changes in inventories of biological assets (Refer Note 3)	450.38	(138.40)	213.89	308.38	973.72	153.13
e	Employee benefits expense	5,742.21	8,612.11	6,353.69	21,257.26	20,689.69	25,997.14
f	Finance costs	565.41	619.23	304.65	1,693.13	1,250.11	1,706.62
g	Depreciation and amortisation expense	454.12	489.26	542.26	1,466.12	1,737.96	2,192.31
h	Power and Fuel expenses	919.30	1,369.92	1,239.11	3,374.72	4,334.84	5,452.52
i	Foreign Currency Exchange Losses	(60.36)	46.14	550.84	340.68	696.62	6,207.78
j	Other expenses	2,532.07	3,273.19	2,448.95	10,033.85	11,090.42	12,849.88
	Total expenses	14,610.81	13,197.74	16,137.78	37,967.93	42,383.36	58,288.34
V	Profit (Loss) before exceptional item and tax (III-IV)	(2,287.46)	3,637.56	(4,514.05)	1,058.17	(6,489.20)	(17,714.06)
VI	Exceptional items (Refer Note 4)	1,574.00	-	-	1,574.00	436.19	1,101.93
VII	Profit (Loss) before tax (V+VI)	(713.46)	3,637.56	(4,514.05)	2,632.17	(6,053.01)	(16,612.13)
VIII	Tax expense (Refer Note 7)						
	- Current tax charge/(credit)	(183.68)	861.97	-	678.29	-	16.39
	- Deferred tax charge/(credit)	(433.32)	176.22	(82.36)	(253.88)	(289.92)	(2,518.65)
	Total tax expense/(credit)	(617.00)	1,038.19	(82.36)	424.41	(289.92)	(2,502.26)
IX	Profit (Loss) after tax (VII-VIII)	(96.46)	2,599.37	(4,431.69)	2,207.76	(5,763.09)	(14,109.87)
X	Other comprehensive income						
	<i>Items that will not be reclassified to profit or loss</i>						
	(i) Remeasurement gain/(loss) on defined benefit plans	69.02	96.73	(502.44)	207.07	(463.62)	950.38
	Tax impact on above	(19.36)	(27.05)	57.57	(58.01)	46.67	(266.65)
	(ii) Net gain/(loss) on fair valuation of equity instruments through other comprehensive income	(101.81)	163.35	(1.54)	228.55	166.38	493.76
	Tax impact on above	14.56	(23.36)	19.84	(32.68)	(28.37)	(119.83)
	<i>Items that will be reclassified to profit or loss</i>						
	Exchange differences on translation of foreign operations	0.86	(39.28)	(585.22)	(100.06)	(1,096.32)	(4,142.19)
	Other comprehensive income/(loss) [net of tax]	(36.73)	170.39	(1,011.79)	244.87	(1,375.26)	(3,084.53)
XI	Total comprehensive income/(loss) (IX+X)	(133.19)	2,769.77	(5,443.47)	2,452.63	(7,138.34)	(17,194.40)
XII	Paid-up equity share capital (Face Value Rs 10/- each)	1,050.74	1,050.74	1,050.74	1,050.74	1,050.74	1,050.74
XIII	Other equity						51,148.76
XIV	Earnings per share						
	Basic and Diluted earnings/(loss) per share [Face Value of Rs.10/- per share]	Rs. (0.92)*	Rs. 24.74*	Rs. (42.18)*	Rs. 21.01*	Rs. (54.85)*	Rs. (134.29)
	*Not annualised						



Notes:-

(1) Consolidated Segment Information

(Rupees in lakhs unless stated otherwise)


Sl. No.	Particulars	Quarter Ended			Nine months ended		Year Ended
		31.12.2024 (Unaudited)	30.09.2024 (Unaudited)	31.12.2023 (Unaudited)	31.12.2024 (Unaudited)	31.12.2023 (Unaudited)	31.03.2024 (Audited)
i	Segment Revenue						
	a) India	9,960.78	12,863.15	9,464.88	29,934.73	26,460.11	29,701.79
	b) Outside India	2,284.17	3,893.58	2,068.34	8,859.06	8,518.14	9,840.36
	Total Revenue from operations	12,244.95	16,756.73	11,533.22	38,793.79	34,978.25	39,542.15
ii	Segment Results - Profit/(Loss)						
	a) India	(1,503.55)	4,078.59	(2,419.43)	3,284.18	(2,315.52)	(7,910.30)
	b) Outside India	(296.89)	99.61	(1,880.48)	(765.18)	(3,839.48)	(9,129.27)
	Total Segment profit/(loss) before exceptional items, other income, interest and tax	(1,800.44)	4,178.20	(4,299.91)	2,519.00	(6,155.00)	(17,039.57)
	Finance costs	565.41	619.24	304.65	1,693.13	1,250.11	1,706.62
	Other income	78.40	78.57	90.51	232.31	915.91	1,032.13
	Exceptional items	1,574.00	-	-	1,574.00	436.19	1,101.93
	Profit/(loss) before tax	(713.46)	3,637.56	(4,514.05)	2,632.17	(6,053.01)	(16,612.13)
	Tax expense/(credit)	(617.00)	1,038.19	(82.36)	424.41	(289.92)	(2,502.26)
	Profit/(loss) after tax	(96.46)	2,599.37	(4,431.69)	2,207.76	(5,763.09)	(14,109.87)
iii	Segment Assets						
	a) India	68,175.02	72,674.23	70,701.51	68,175.02	70,701.51	68,583.23
	b) Outside India	27,381.63	29,361.90	35,816.96	27,381.63	35,816.96	26,670.84
	Total	95,556.65	1,02,036.13	1,06,518.47	95,556.65	1,06,518.47	95,254.07
iv	Segment Liabilities						
	a) India	20,029.29	24,979.65	22,090.54	20,029.29	22,090.54	23,233.81
	b) Outside India	20,875.38	22,271.30	22,172.53	20,875.38	22,172.53	19,820.76
	Total	40,904.67	47,250.95	44,263.07	40,904.67	44,263.07	43,054.57



- (2) The above consolidated results for the quarter and nine months ended December 31, 2024, were reviewed and approved by the Audit Committee / Board of Directors at their meeting held on February 12, 2024.
The Consolidated financial results of the Group have been prepared in accordance with the Indian Accounting Standards ('Ind AS') as prescribed under Section 133 of the Companies Act, 2013 read with the Companies (Indian Accounting Standards) Rules, 2015, as amended.
- (3) Cost of Materials consumed represents Green Leaf purchased. Biological asset represents other than bearer plants.
- (4) Exceptional items during the quarter and nine months ended December 31, 2024 represents gain amounting to Rs. 1,574 lakhs arising on transfer of specified leased assets of Jaipur Packet Factory. Exceptional items in the previous year represents profit on sale of specified assets of Shivani Tea Factory, Hatibari Tea Factory and loss on sale of Investment property at Bikaner.
- (5) The Committee Members (as empowered by the Board) of the Holding Company at their meeting held on July 18, 2024 had decided to sell Specified Assets (i.e., Land, Bearer Plant, Building, Plant & Machinery, Vehicles and Furniture) of Dilli Tea Estate for consideration of Rs 3500 lakhs, subject to adjustment for value of current assets and current liabilities for which final sale agreement has been executed on January 24, 2025 after completion of necessary due diligence by the buyer. The said assets have been classified as Assets held for Sale in the previous quarter.
- (6) The Consolidated financial results include the results of the following entities:

Entity Name	Relationship
Dhunseri Petrochem & Tea Pte Ltd. (DPTPL)	Direct Susidiary
Dhunseri Mauritius Pte Limited	Subsidiary of DPTPL
Makandii Tea and Coffee Estates Ltd. (MTCEL)	Subsidiary of DPTPL
Kawalazi Estate Company Limited	Subsidiary of DPTPL
A M Henderson & Sons Limited	Subsidiary of MTCEL
Ntimabi Estate Limited	Subsidiary of MTCEL
Chiwale Estate Management Services Limited	Subsidiary of MTCEL

- (7) The Group is engaged in the integrated process of growing, harvesting, manufacturing and sale of tea during the year/quarter and has identified it as the only operating segment. Further, the cultivation and production of tea being seasonal in nature, the performance of the Group varies from quarter to quarter and the results of the quarter as such are not representative of the expected annual performance of the Group. Considering this, the Group has reassessed its tax provision and resultant impact is given in the tax expense for the quarter.


For and on behalf of Board of Directors
C. K. Dhanuka
Chairman & Managing Director

Place: Kolkata
Date: February 12, 2025

